

FACTS® SEPARATELY MANAGED ACCOUNT



GITTERMAN
WEALTH MANAGEMENT

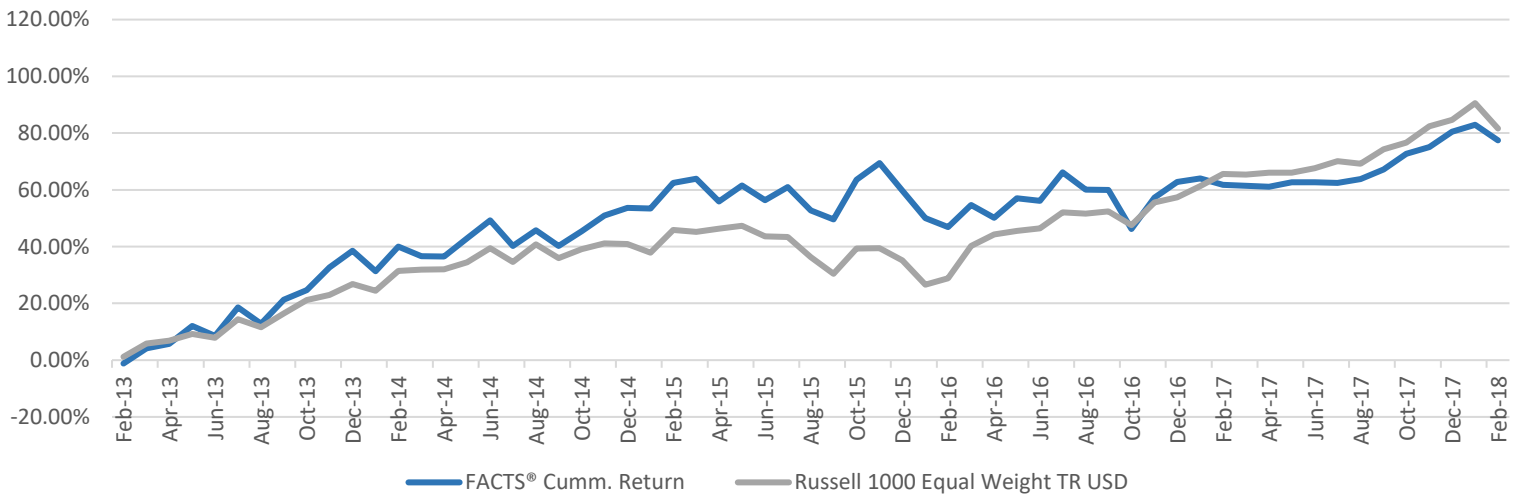
About the Strategy

Gitterman Wealth Management's FACTS® strategy is an actively managed, equally weighted portfolio of approximately 25 companies that we believe are most poised for price appreciation and total return. FACTS® is an ESG (Environmental, Social, and Governance) focused strategy with an emphasis on G, or what we call Governance 2.0. The strategy invests in mid and large-cap companies that incorporate a strict growth at a discount philosophy, utilizing proprietary screens that have been developed over 30 years by portfolio manager Jordan Kimmel. Jordan utilizes an unbiased, holistic, and quantitative analysis on the integrity and sustainability of 2,000 of the most liquid US companies.

Portfolio Manager Bio

With over 30 years of experience in the financial services industry, Jordan Kimmel is the creator of the FACTS® Stock Selection Process, which evaluates companies based on Financial Strength, Accounting Conservativeness, Corporate Integrity, Transparency, and Sustainability / ESG (Environmental, Social, and Governance) Metrics. FACTS® also incorporates Jordan's Magnet® Investment Strategy, one of the first strategies of its kind to combine the best tenets of value, growth, and momentum of company fundamentals.

FACTS® vs Russell 1000 Equal Weight TR USD⁽¹⁾

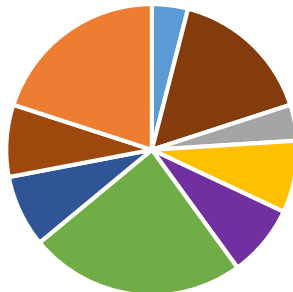


Annual Returns through February 28, 2018⁽²⁾

	<u>2013⁽¹⁾</u>	<u>2014</u>	<u>2015</u>	<u>2016</u>	<u>2017</u>	<u>YTD 2018⁽³⁾</u>	Annualized
FACTS®	38.51%	10.89%	4.02%	1.84%	10.87%	-1.12%	11.92%
Russell 1000	26.83%	11.06%	-4.01%	16.37%	17.37%	-1.68%	12.47%

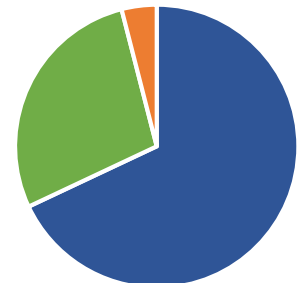
Sector Weighting

- Consumer Discretionary
- Retail/Wholesale
- Medical
- Industrial Products
- Construction
- Computer/Technology



Market Cap Weighting

- Large Cap
- Mid Cap
- Small Cap



Past Performance does not guarantee future results. Important disclosure information can be found on the reverse side of this document. Sector and Market Cap Weighting shown as supplemental information only and are subject to change at any time.

(1) Inception started 2/1/13.

(2) Annual returns gross of management or advisory fees, net of commissions and transaction cost.

(3) YTD 2018 represents the months of January and February 2018 only



Performance Disclosures

This presentation contains general information that is not suitable for everyone. The information contained herein should not be construed as personalized investment advice. Past performance is no guarantee of future results. There is no guarantee that the views and opinions expressed in this presentation will come to pass. Investing in the stock market involves gains and losses and may not be suitable for all investors. Information presented herein is subject to change without notice and should not be considered as a solicitation to buy or sell any security. No representation is being made that any account managed within this strategy will or is likely to achieve performance similar to those shown above or avoid loss.

Performance results are gross of management fees and net of commissions and transaction costs. No management fees were charged from 2/1/2013 through 12/31/2017. Performance beginning 1/1/2018 is presented net of management fees. The performance results account for the reinvestment of dividends and interest. A provision for federal and state income taxes was not recorded. Performance results are audited from 2/1/2013 through 2/28/2018 by Demetrius Berkower LLC, certified public accountants and advisors, a PCAOB registered firm. Performance results from 2/1/2013 through 12/31/2017 occurred while the Portfolio Manager was affiliated with another firm and was the only individual responsible for selecting the securities to buy and sell. The performance results listed above may have been influenced by particular market conditions during that time period. There can be no assurance that such conditions will repeat themselves in the future.

Underlying securities in the indices used for comparison above differ from the FACTS® portfolio. For this reason, the portfolio does not tie exactly to any known index. The Portfolio Manager has selected the index he deems most relevant, however the FACTS® portfolio may experience dissimilar volatility and returns. The Russell 1000 Equal Weighted TR USD Index is an index of approximately 1,000 of the largest companies in the U.S. equity market. The Russell 1000 is a subset of the Russell 3000 Index. It represents the top companies by market capitalization. The Russell 1000 typically comprises approximately 90% of the total market capitalization of all listed U.S. stocks. It is considered a bellwether index for large cap investing. The equal weight index offers a unique and practical alternative to conventional indexes. Rather than simply assigning an equal weight to each constituent of the index, Russell's sector equal weight index methodology equally weights each sector within the index and then equally weights the companies within each sector. This innovative approach provides greater diversification benefits than traditional equal weighted indexes.

Gitterman Wealth Management, LLC ("GWM") is an SEC registered investment adviser with its principal place of business in the State of New Jersey. GWM and its representatives are in compliance with the current registration and notice filing requirements imposed upon registered investment advisers by those states in which GWM maintains clients. GWM may only transact business in those states in which it is registered and/or notice filed or qualifies for an exemption or exclusion from registration and/or notice filing requirements. This presentation is limited to the dissemination of general information pertaining to its investment advisory services. Any subsequent, direct communication by GWM with a prospective client shall be conducted by a representative that is either registered or qualifies for an exemption or exclusion from registration in the state where the prospective client resides. For information pertaining to the registration status of GWM, please contact GWM or refer to the Investment Adviser Public Disclosure website (www.adviserinfo.sec.gov). For additional information about GWM, including fees and services, send for our disclosure brochure as set forth on Form ADV from GWM using the contact information herein. Please read the disclosure brochure carefully before you invest or send money.

Some of our investment advisory representatives have been awarded the Five Star Wealth Manager award. The Five Star Wealth Manager program is one of the largest and most widely published wealth manager awards program in North America. Five Star award winners do not pay a fee to be included in the research or on the final list of award winners. Five Star award winners may pay fees to Five Star for marketing and advertising support of the award. For the purpose of the program, wealth managers are defined to be those individuals who help their clients prepare a financial plan and/or implement aspects of their financial plan. For more information regarding the Five Star Wealth Manager award, please visit our website <http://www.gittermanwealth.com/important-consumer-disclosure/>.

FACTS® is a registered trademark of Next Decade, Inc. Gitterman Wealth Management, LLC and Next Decade, Inc. are separate and distinct entities.

Investment advisory services are offered through Gitterman Wealth Management, LLC an independent investment advisory firm registered with the SEC (CRD 153062). Associated persons of Gitterman Wealth Management, LLC are licensed with and offer securities through Vanderbilt Securities, LLC, member FINRA/SIPC, registered with MSRB (CRD 5953). Gitterman Wealth Management, LLC and Vanderbilt Securities, LLC are separate and distinct federally regulated entities. For more information see www.adviserinfo.sec.gov.

Gitterman Wealth Management, LLC
379 Thornall Street | 14th Floor | Edison, NJ 08837
14 Penn Plaza | 225 West 34th Street | Suite 1014 | New York, NY 10122
Phone: 212-243-5760