

**NAME:** \_\_\_\_\_  
**COMPANY/ORGANIZATION:** \_\_\_\_\_  
**DEALER/REP:** \_\_\_\_\_

**PHONE:** \_\_\_\_\_  
**E-MAIL:** \_\_\_\_\_  
**SALES REP:** \_\_\_\_\_ **QUOTE:** \_\_\_\_\_



# LAST Table

## Leg & Shoulder Therapy Table™

### STANDARD FEATURES:

- Load capacity: 650 lbs.
- 30"W x 84"L x 19-37"H
- Adjustable top with standard elevating base
- White powder coat base
- Whisper quiet lift system
- Height adjustment 19-37"
- Single foot control pedal
- Elevating back 0 - 70°
- Elevating legs 0 - 90°
- Leg height of 17"
- Drop legs 0 - 90°
- 2" High density foam cushions
- Nose hole
- Rounded corners
- Low profile locking casters
- ADA Compliant

**NOTE:** International (240V) option available



*PT9060-650 with  
Branding Kit 2*

**PATENT PENDING**

Ergonomically designed, the LAST Leg & Shoulder Therapy Table with Hi-Lo Elevating Base is the first treatment/exercise table that supports bilateral training and specific anatomical positioning to achieve desired results. The elevating base ensures that even patients with limited mobility have easy access in any setting. To maximize your efforts as physical therapists and clinicians, the LAST table is a must for your rehabilitation practice.

### STANDARD TABLE:

- PT9060-650**  
650 lb Lifting Capacity (120V)

Qty \_\_\_\_\_



*PT9060-650*

### OPTIONS:

- PT9069-650** - 650 lb Lifting Capacity (240V)  
 **S1077** - Dual Foot Control Pedal  
 **S1078** - Dual Foot Bar Control




**PHSChiropractic**  
by Pivotal Health Solutions




# LAST Table

## Leg & Shoulder Therapy Table™













### STANDARD BASE COLOR:

-  White

### CUSTOM BASE COLORS:

- |   |   |
|---|---|
| <input type="checkbox"/>  Black      | <input type="checkbox"/>  Green        |
| <input type="checkbox"/>  Light Gray | <input type="checkbox"/>  Forest Green |
| <input type="checkbox"/>  Charcoal   | <input type="checkbox"/>  Purple       |
| <input type="checkbox"/>  Royal Blue | <input type="checkbox"/>  Yellow       |
| <input type="checkbox"/>  Navy Blue  | <input type="checkbox"/>  Orange       |
| <input type="checkbox"/>  Red        | <input type="checkbox"/>  Brown        |
| <input type="checkbox"/>  Burgundy   |   |

### STANDARD UPHOLSTERY CHOICES:

- |  |  |
|--|--|
| <input type="checkbox"/>  Royal Blue      | <input type="checkbox"/>  American Beauty |
| <input type="checkbox"/>  Imperial Blue   | <input type="checkbox"/>  Lark            |
| <input type="checkbox"/>  Blue Ridge      | <input type="checkbox"/>  Burgundy        |
| <input type="checkbox"/>  Deep Phoenician | <input type="checkbox"/>  Dove            |
| <input type="checkbox"/>  Forest          | <input type="checkbox"/>  Charcoal        |
| <input type="checkbox"/>  Black           | <input type="checkbox"/>  Mocha           |

### BRANDING KITS:

#### **BRANDING KIT 1 - S1170**

- Slip Cover
- Custom Table Base Color
- Custom Table Base Graphics

#### **BRANDING KIT 2 - S1171**

- Slip Cover
- White Table Base Color
- Custom Table Base Graphics

#### **BRANDING KIT 3 - S1173**

- Deboss Logo
- Custom Table Base Color
- Custom Table Base Graphics

#### **BRANDING KIT 4 - S1174**

- Deboss Logo
- White Table Base Color
- Custom Table Base Graphics

#### **BRANDING KIT 5 - S1176**

- Color Edge Print
- Custom Table Base Color
- Custom Table Base Graphics

#### **BRANDING KIT 6 - S1177**

- Color Edge Print
- White Table Base Color
- Custom Table Base Graphics

### CUSTOM CUSHION BRANDING:

- PT9064**  
Logo Slip Cover  
(30"W x 12"H)



- LOGO DB**  
Deboss Logo  
(12"W x 12"H)










**DEBPLT12**  
Deboss Plate

- LOGO CP**  
Color Edge Print  
(12"W x 12"H)



### COLOR EDGE PRINT UPHOLSTERY CHOICES:

- |   |  |
|---|--|
| <input type="checkbox"/>  Blue Ribbon    | <input type="checkbox"/>  Celestial |
| <input type="checkbox"/>  Purple Passion | <input type="checkbox"/>  Valentine |
| <input type="checkbox"/>  Crimson        | <input type="checkbox"/>  Dolphin   |
| <input type="checkbox"/>  Black          |  |

*\*\*Color Edge Print upholstery colors do not match Standard Upholstery colors.*

### CUSTOM BASE OPTIONS:

- S1178**  
Table Base Graphics
- PT9020-CC**  
Pick Custom Base Color
- S2000**  
Custom Table Base Powder Coat Color and Table Base Graphics

