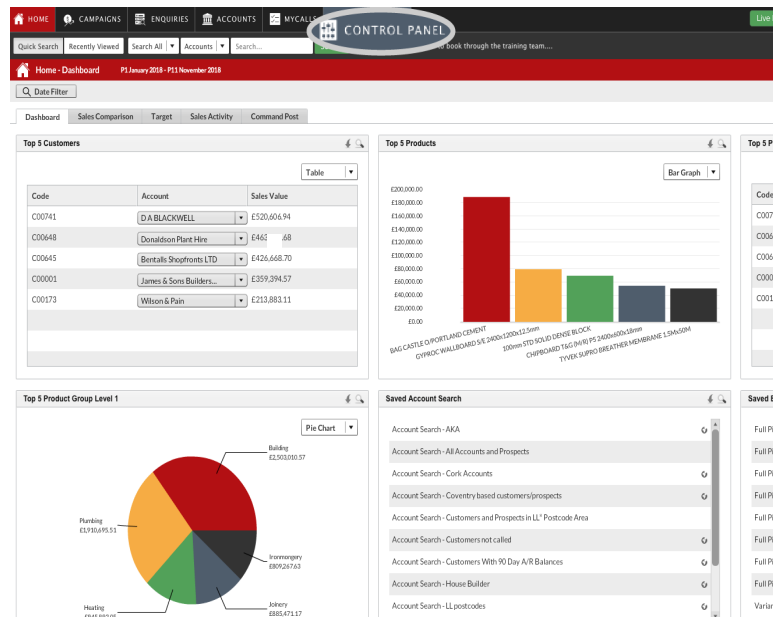


HOW TO PRODUCE A LOG-IN REPORT - DESKTOP

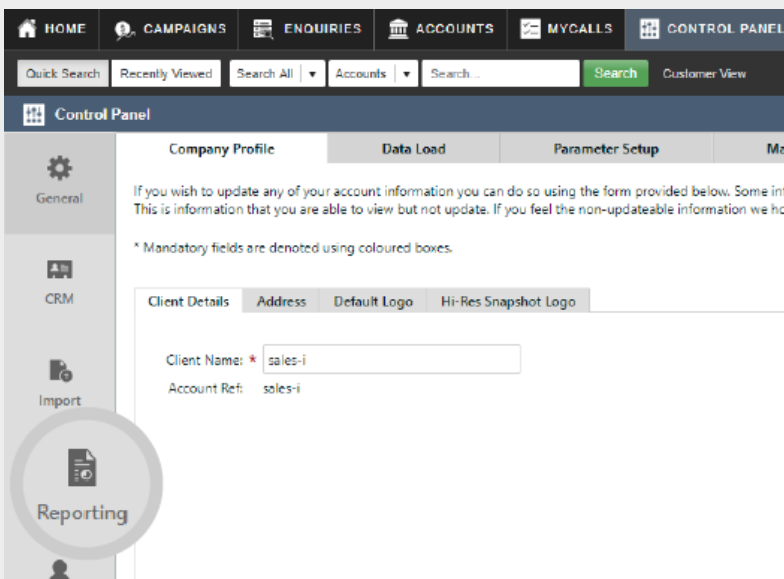
This guide will show you how to produce a report displaying how many times users have logged-in to sales-i over a set period of time.

Please note: This task can only be completed by Power Users

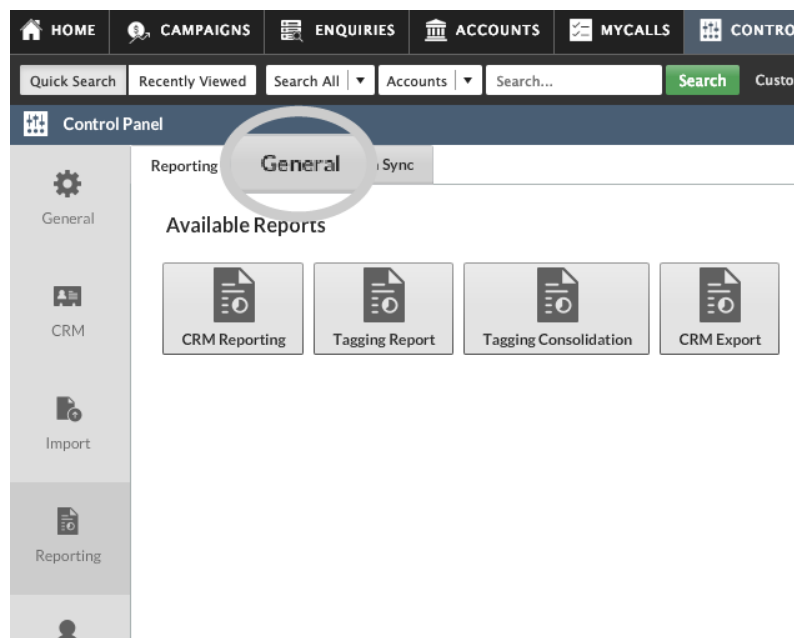
01 From the black navigation bar at the top of the screen, click **Control Panel**.



02 Select **Reporting** from the options on the left hand side.



03 Next, select the **General** tab from the options in the middle of the screen.

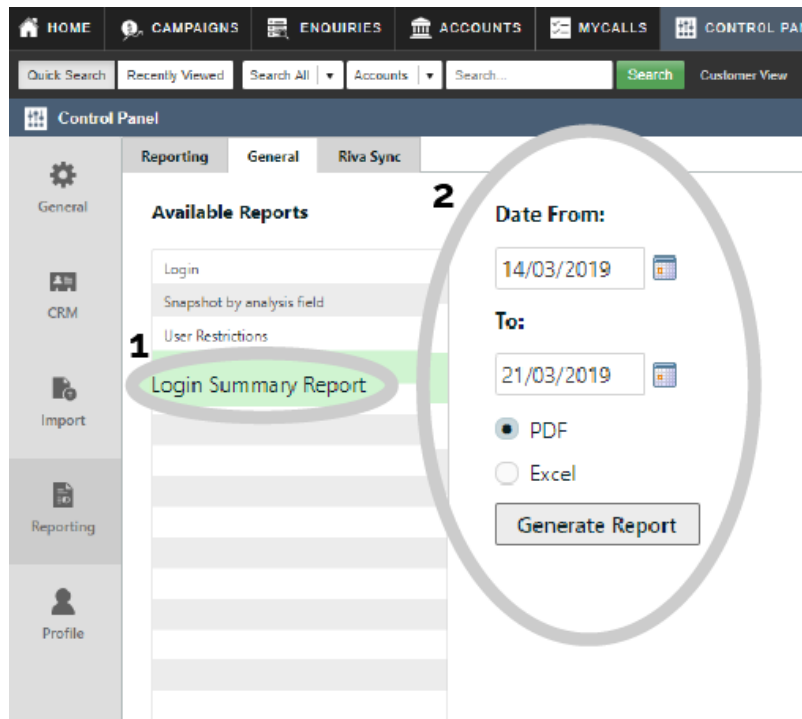


04 Select the **Login Summary Report** option so it highlights green.

Now select the dates you wish to check between by altering the **Date From:** and **To:** fields

Finally select whether you wish to download the report as a **PDF** or in an editable **Excel** format.

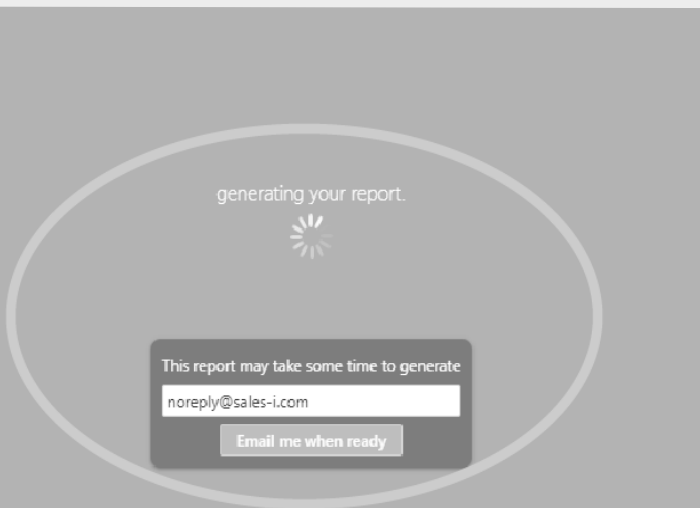
Finally, click **Generate Report**.



05 Your report is now being generated. This can take some time.

You can choose to receive an email notifying you once the report is ready by clicking the **Email me when ready** button.

Please note: You can change the email address by typing into the white text box.



06 Once your report is ready, a new window will open*, with a link to the file in the bottom left hand corner, click on the file name to open it up.

You will now be able to see among other things, the total logins for each user, the logins by device type and the amount of days since the users last login.

*Please note: If a new window does not open after step 5, it could be because your browser is blocking pop ups.

To unblock pop ups, you should see either a small window icon or a jigsaw puzzle piece in the right hand side of the URL bar which when clicked will ask if you want to allow pop ups. Click this to allow the file to be sent through to you.

(YOUR LOGO HERE)

login Summary Report
Date Range: 14/03/2019 - 21/03/2019

Thursday, 21 March 2019 at 10:28am

User Name	First Name	Surname	Email	User Type	Category	Group	Last Login	CMode	User Character	Status	MU Access	Class Name	Locale	Total Logins	Mobile	API	IOS	Android	Calendar	Browser	Other	Days Since Login
Example	First Name	Last Name	Example@sales-i.com	Sales		Unknown	N	N	N	Active	Yes	sales-i	UK	0	0	0	0	0	0	0	0	Unknown
Example	First Name	Last Name	Example@sales-i.com	Sales		20552019	N	N	N	Active	Yes	sales-i	UK	5	0	0	0	0	0	0	0	0
Example	First Name	Last Name	Example@sales-i.com	Sales		20552019	N	N	N	Active	Yes	sales-i	UK	6	0	0	5	0	0	0	0	0
Example	First Name	Last Name	Example@sales-i.com	Sales		20552019	N	N	N	Active	Yes	sales-i	UK	0	0	0	0	0	0	0	0	0
Example	First Name	Last Name	Example@sales-i.com	Sales		20552019	N	N	N	Active	Yes	sales-i	UK	2	0	0	0	0	0	0	0	0
Example	First Name	Last Name	Example@sales-i.com	Sales		20552019	N	N	N	Active	Yes	sales-i	UK	0	0	0	0	0	0	0	0	0
Example	First Name	Last Name	Example@sales-i.com	Power User		20552019	N	N	N	Active	Yes	sales-i	UK	12	0	0	0	0	0	0	0	12
Example	First Name	Last Name	Example@sales-i.com	Sales		20552019	N	N	N	Active	Yes	sales-i	UK	1	0	1	0	0	0	0	0	0

Column1

Page 1 of 1