



Splash Screen & Icon

Design Guidelines

Thank you for choosing [Custom Church Apps](#), we look forward working with you and helping you reach your goals.

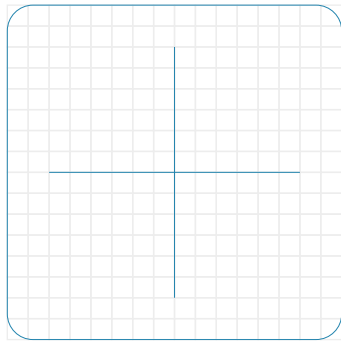
Following these simple design guidelines, before uploading your amazing graphics to our Console, will ensure that your app meets the requirements of the Android, and Apple App Stores.

This will position you to launch a successful app, that will always keep you connected to your congregation.




App Icon

1024 x 1024 pixels



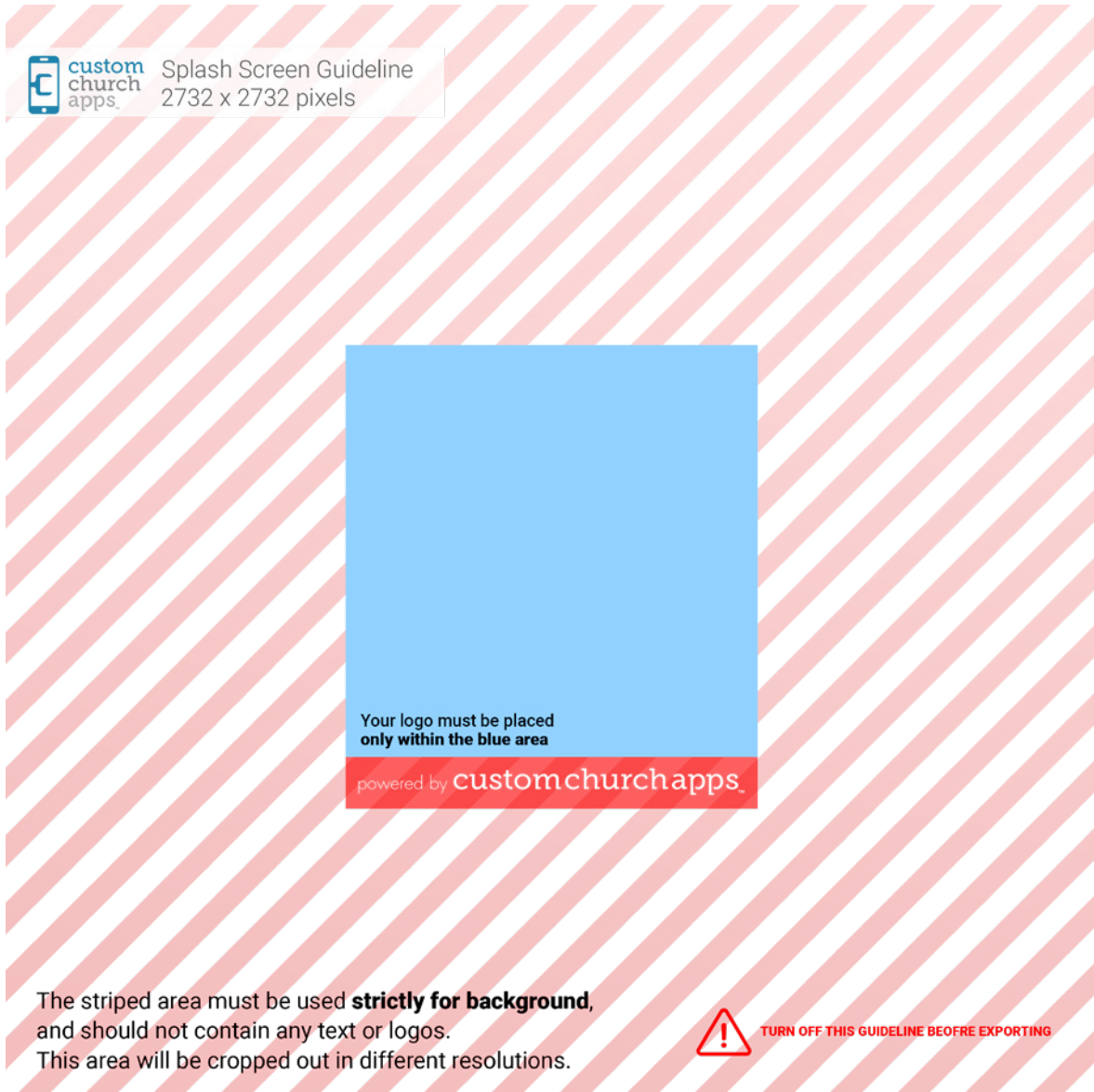
Upload an image sized to 1024 x 1024 pixels, with the logo aligned to the center horizontally, and vertically. The logo should not touch the borders of the image, and too many words should be avoided to ensure recognition at small resolutions.



Your icon will be formatted to work across different platforms, and resolutions.

Splash Screens

2732 x 2732 pixels



Use the [Guideline](#) file as reference. Your logo must be placed directly within the blue area; while the striped area must be used strictly for background, and should not contain any text or logos. Notice that portions of the striped area will be cropped out to fit different resolutions.

[Download Guideline](#)



Splash Screens

Example



iPhone 7s landscape



iPhone X



Samsung S7



iPad