



The Green Process



## Statement of Sustainability Commitment

Forbes Industries recognizes our responsibility to operate in a manner that protects and improves the environment now and for future generations. We know that the long-term well-being of our employees and society, as well as the continued success of our own business depend on our commitment to operating in a sustainable manner.

For many years Forbes Industries has conducted business and executed our operational strategy with environmental concern as a guiding corporate principal. With this document, we are elevating the principal of sustainability to a core corporate principal and incorporating it as an integral part of our business agenda. We are confirming our commitment to integrate environmentally friendly policies and practices into our organization by operating in a manner that supports conservation of materials and energy and waste reduction throughout our supply chain.

Our sustainability program has three key elements:

- *Our commitment to improve the sustainability impacts of our own activities.*
- *Our commitment to provide our employees with an environmentally conscious workplace.*
- *Our commitment to provide our customers with products that help them achieve their sustainability goals.*

Forbes Industries will continue to strive to develop and implement environmentally responsible business practices throughout our organization. We actively encourage our employees to partner with us by supporting and furthering our sustainability efforts.







make an impression

Don't miss out on important product news and company updates! Sign up for our VIP Mailing List @



[www.forbesindustries.com](http://www.forbesindustries.com)

Forbes is active on Social Media! Follow, Connect and Like us to stay up to date on exciting industry news and happenings!



[facebook.com/ForbesIndustries](https://facebook.com/ForbesIndustries)



[plus.google.com/+Forbesindustries](https://plus.google.com/+Forbesindustries)



[instagram.com/forbesindustries](https://instagram.com/forbesindustries)



[linkedin.com/company/forbes-industries](https://linkedin.com/company/forbes-industries)



[twitter.com/forbesindustrie](https://twitter.com/forbesindustrie)



[youtube.com/user/ForbesIndustries](https://youtube.com/user/ForbesIndustries)

FOOD & BEVERAGE  
MASTER CATALOG  
V O L U M E 2

**United States of America**

Forbes Industries  
1933 East Locust Street  
Ontario, California 91761  
P: 800.832.5427  
F: 909.923.1969  
E: [sales@forbesindustries.com](mailto:sales@forbesindustries.com)  
[www.facebook.com/ForbesIndustries](http://www.facebook.com/ForbesIndustries)

**Asia**

Forbes Industries Asia  
100 Beach Road #28-05 Shaw Tower  
Singapore 189702  
P: 65.6295.2262  
F: 65.6295.2022

**Mobile Bars & Back Bars**

2

Front Bar/Back Bar Combos	6
Wood Veneer Front Bars	9
Laminate Front Bars	12
Miscellaneous Bar Carts	15
Wood Veneer Back Bars	16
Laminate Back Bars	18
Metal Back Bars/Étagères	18-19
Mobile Bar Accessories	20
Finish & Countertop Options	21
Luxe LED Mobile Bars	22
Luxe LED Cocktail Tables	24

**EcoFlex Catering Tables**

25

EcoFlex Essentials Collection	26
EcoFlex Elite Collection	28
Laminate & Trend Tabletop Options	31
Model Number Matrix	32

**Tables & Induction Furniture**

33

Induction Furniture	35
Nestable/Collapsible Tables	38
Catering Tables	39
Induction Range/Sneezeguard Options	40
Finish & Countertop Options	41

**Icon Legend**



- New Product



- Quick Ship usually ships in one week or less



- Same Forbes quality at a new reduced price



- Best Seller



- Good/Better/Best

<b>42</b>	<b>Buffet Systems</b>
48	Body Style/Sneezeguard/Metal Finish Options
49	Finish & Countertop Options
50	Accessories
51	Buffet Companion

<b>52</b>	<b>Service Carts &amp; Tray Stands</b>
-----------	--



53	Open Carts
57	Enclosed Carts
59	Dessert/Beverage Service Carts
59	Flambé/Cooking Carts
60	Waiter's Stations/Side Bars
61	Mobile Hand Washing Carts
62	Accessories
63	Finish & Countertop Options
64	Beverage Restocking Carts
66	Tray Stands

<b>68</b>	<b>Podiums &amp; Host Stations</b>
-----------	------------------------------------

69	Wood Veneer Podiums
73	Host Stations
74	Laminate Podiums
75	Acrylic Podiums
76	Accessories
77	Finish & Countertop Options

<b>79</b>	<b>Dance Floors</b>
-----------	---------------------

81	Outlok Dance Floors
82	Florlok Dance Floors
83	Publok Dance Floors

**3 ALL NEW DANCE FLOOR  
LINES NOW AVAILABLE!**



Mobile Stages

85

Room Service Tables, Carts & Equipment

91

Ultra Series Room Service Tables

94

Deco Series Room Service Tables

95

Hot Boxes & Storage Racks

97

Room Service Carts

99

Signage, Easels & Flip Charts

100

Menu, Sign & Poster Stands

102

Flip Charts & Easels

103

Public Guidance

104

Classic Stanchions

105

Rope Color Options

106

Retractable Beltrac® Stanchions

107

Belt Color & Accessory Options

108

Forbes Express Line

109

Index by Model Number

114





# Mobile Bars & Back Bars

MOBILE BARS & BACK BARS | MOBILE FRONT BARS | MOBILE BACK BARS  
LUXE LED MOBILE BARS & BACK BARS | LUXE LED COCKTAIL TABLES





# MOBILE BARS - STANDARD FEATURES


Forbes' Mobile Bars are available in solid wood, wood veneer or laminate finishes. Most are NSF51 certified and include a stainless steel work counter, insulated sink with drain, speed rails and sections for glass racks and storage. Built to be durable and functional, yet attractive with many available accessories.



Most Forbes mobile bars are now certified by ETL to meet NSF standard 2



12" x 14" x 9.75" insulated stainless steel ice bin with drain.



22 gauge brushed stainless steel working surface with spill lip.

Cabinets are glued, pneumatically pinned, stapled and secured with screws and/or mod-ex fasteners.



3/4" plywood construction using furniture-grade, 5-ply with no voids. No MDF or particle board!

16 gauge stainless steel glass rack slides.

Two removable 18" long, 22 gauge stainless steel speed rails.

Casters are mounted to an 11 gauge steel reinforcement plate that spans the width of the base. Plates are drilled and tapped for easy caster replacement.

**Deluxe Bars 7-step Finishing Process**

- 1) Exterior is covered in 20 mill wood veneer
- 2) Interior is finished in High Pressure Laminate
- 3) Veneer and solid wood molding are sanded
- 4) Water-based, low-VOC stain is applied
- 5) Solvent-based sealant is applied
- 6) Final sanding
- 7) Varnish is applied



- NEW ITEM



- BEST SELLER



- REDUCED PRICE



- QUICK SHIP



- GOOD/BETTER/BEST

MOBILE BARS & BACK BARS



### Model 5881 (Back Bar)

Avonite countertop (shown with Trend Glass)

Veneer finish

One glass shelf in a wood frame

Four LED lights in top hutch

Enclosed storage area

	Length	Width	Height
in:	72	27	78
cm:	183	69	199



### Model 5771-6 (Front Bar)

Avonite countertop (shown with Trend Glass)

Veneer finish

Brushed stainless steel accents

	Length	Width	Height
in:	72	30	47
cm:	183	77	120

\*Model 5771-5 - 5' version

\*Model 5771-8 - 8' version



### Model 5808 (Back Bar)

Avonite countertop (shown with Trend stone)

Veneer finish

18" Width for compact storage

Stainless steel ice pan

Two glass shelves with open back

Enclosed storage area

	Length	Width	Height
in:	60	18	78
cm:	153	46	199



### Model 5806-6 (Front Bar)

Avonite countertop (shown with Trend stone)

Veneer finish

Removable plastic ice bin

Folding sides for compact storage

	Length	Width	Height
in:	72	31	46.5
cm:	183	79	119



Find out more at: [www.forbesindustries.com/slimfold](http://www.forbesindustries.com/slimfold)

Only 18" wide!

## The SlimFold

- Sets up in seconds
- Folds for compact storage
- Removable ice bin and speed rails
- Durable lightweight aluminum frame
- Wheels provide easy maneuverability
- Store 2 bars in the space of 1 conventional bar
- Beautiful wood veneer body with optional Trend top



Folds down to less than 14" wide!



**Model 5887 (Back Bar)**

Avonite countertop

Two-tone veneer/laminate finish

Tempered glass shelves

Enclosed storage area

	Length	Width	Height
<b>in:</b>	76	25	78
<b>cm:</b>	193	64	199



**Model 5777-6 (Front Bar)**

Avonite countertop

Two-tone veneer/laminate finish

	Length	Width	Height
<b>in:</b>	76	26	48
<b>cm:</b>	193	66	122



Find out more at: [www.forbesindustries.com/zenbar](http://www.forbesindustries.com/zenbar)

THE  
ZEN  
BAR



**Model 4885 (Back Bar)**

Avonite countertop (shown with Trend Glass)

Weather-resistant Machiche wood exterior

Stainless steel ice pan

Two glass shelves

Enclosed brushed stainless steel bottom storage area

	Length	Width	Height
<b>in:</b>	62	27.5	78
<b>cm:</b>	158	70	199



**Model 4869-6 (Front Bar)**

Avonite countertop (shown with Trend Glass)

Weather-resistant Machiche wood exterior

Stainless steel internal body

	Length	Width	Height
<b>in:</b>	72.75	27	48
<b>cm:</b>	185	69	122



See the Machiche family of products at: [www.forbesindustries.com/machiche](http://www.forbesindustries.com/machiche)





- NEW ITEM



- BEST SELLER



- REDUCED PRICE



- QUICK SHIP



- GOOD/BETTER/BEST

MOBILE BARS & BACK BARS



**Model 5860 (Back Bar)**

*Avonite countertop*

*Acrylic mirror back*

*Veneer finish*

*Decorative solid wood molding*

	Length	Width	Height
<b>in:</b>	72	26	76
<b>cm:</b>	183	67	194



**Model 5769-6 (Front Bar)**

*Avonite countertop*

*Veneer finish*

*Decorative solid wood molding*

	Length	Width	Height
<b>in:</b>	72	27	47
<b>cm:</b>	183	69	120



\*Model 5769-5 - 5' version

\*Model 5769-8 - 8' version



**Model 5868 (Back Bar)**

*Avonite countertop*

*Veneer finish*

*Stainless steel ice pan with drain*

	Length	Width	Height
<b>in:</b>	48	24	72
<b>cm:</b>	122	61	183



**Model 5779-5 (Front Bar)**

*Avonite countertop*

*Veneer finish*

*Solid wood molding*

*Solid brass foot rail*

	Length	Width	Height
<b>in:</b>	66	30	46
<b>cm:</b>	168	77	117

\*Model 5779-6 - 6' version

\*Model 5779-8 - 8' version





**Model 5783-6**


Avonite countertop with optional LED inlay

Wood veneer/perforated brushed stainless steel finish

Tapered body design

Brushed stainless steel foot rail and base

	Length	Width	Height
<b>in:</b>	72	30	47
<b>cm:</b>	183	77	120



**Model 5776-6**

Avonite countertop

Wood veneer finish

Solid wood molding

Solid brass foot rail

	Length	Width	Height
<b>in:</b>	73	29	48
<b>cm:</b>	186	74	122

\*Model 5776-5 - 5' version  
\*Model 5776-8 - 8' version



**Model 4869-6**



Avonite countertop (shown with Trend stone)

Weather-resistant Machiche wood exterior

Stainless steel internal body

	Length	Width	Height
<b>in:</b>	72.75	27	48
<b>cm:</b>	185	69	122

\*Model 4869-5 - 5' version  
\*Model 4869-8 - 8' version

  See the Machiche family of products at: [www.forbesindustries.com/machiche](http://www.forbesindustries.com/machiche)



**Model 5771-6**

Avonite countertop (shown with Trend stone)

Veneer finish

Brushed stainless steel accents

	Length	Width	Height
<b>in:</b>	72	30	47
<b>cm:</b>	183	77	120

\*Model 5771-5 - 5' version  
\*Model 5771-8 - 8' version





**Model 5806-6**

Avonite countertop (shown with Trend stone)

Veneer finish

Removable plastic ice bin

Folding sides for compact storage

	Length	Width	Height
<b>in:</b>	72	31	46.5
<b>cm:</b>	183	79	119

Find out more at:  
[www.forbesindustries.com/slimfold](http://www.forbesindustries.com/slimfold)



**Model 5777-6**

Avonite countertop

Two-tone veneer/laminate finish

	Length	Width	Height
<b>in:</b>	76	26	48
<b>cm:</b>	193	66	122

Find out more at:  
[www.forbesindustries.com/zenbar](http://www.forbesindustries.com/zenbar)



**Model 5779-6**

Avonite countertop

Veneer finish

Solid wood molding

Solid brass foot rail

	Length	Width	Height
<b>in:</b>	78	30	46
<b>cm:</b>	199	77	117

\*Model 5779-5 - 5' version

\*Model 5779-8 - 8' version



**Model 5769-6**

Avonite countertop

Veneer finish

Solid wood molding

	Length	Width	Height
<b>in:</b>	72	27	47
<b>cm:</b>	183	69	120

\*Model 5769-5 - 5' version

\*Model 5769-8 - 8' version





**Model 5767-6**

Avonite top and inlay

Veneer finish

Solid wood molding

	Length	Width	Height
<b>in:</b>	73	27	48
<b>cm:</b>	186	69	122

\*Model 5767-5 - 5' version

\*Model 5767-8 - 8' version



**Model 5781-6**

Avonite countertop

Veneer finish

Solid wood molding

	Length	Width	Height
<b>in:</b>	73	25.5	48
<b>cm:</b>	143	65	122

\*Model 5781-5 - 5' version

\*Model 5781-8 - 8' version



**Model 5765-6**

Avonite countertop

Veneer finish

Available w/ Brass or Chrome colored accents

	Length	Width	Height
<b>in:</b>	75	28.5	47.5
<b>cm:</b>	191	73	121

\*Model 5765-5 - 5' version

\*Model 5765-8 - 8' version



**Model 5789-6**

Avonite countertop

Veneer finish (custom color shown)

Solid wood molding

	Length	Width	Height
<b>in:</b>	72	26	48
<b>cm:</b>	183	67	122

\*Model 5789-5 - 5' version

\*Model 5789-8 - 8' version





**Model 5790-6**

Avonite countertop

Veneer finish

Curved body design

	Length	Width	Height
<b>in:</b>	74.5	28.5	48
<b>cm:</b>	190	73	122

\*Model 5790-5 - 5' version  
\*Model 5790-8 - 8' version



**Model 4880-6**

Avonite countertop

Laminate finish

Curved body design

	Length	Width	Height
<b>in:</b>	74.5	28.5	48
<b>cm:</b>	190	73	122

\*Model 4880-5 - 5' version  
\*Model 4880-8 - 8' version



**Model 4875-6**

Avonite countertop

Laminate finish

Available w/ Brass or Chrome colored accents

	Length	Width	Height
<b>in:</b>	75	28.5	47.5
<b>cm:</b>	191	73	121



**Model 4876-6**

Avonite countertop

Laminate finish

	Length	Width	Height
<b>in:</b>	71	28	48
<b>cm:</b>	181	72	122

\*Model 4876-5 - 5' version  
\*Model 4876-8 - 8' version





**Model 4873-6**

Avonite countertop

Laminate finish

Curved body design

Stainless steel colored accents

	Length	Width	Height
<b>in:</b>	74.5	28.5	48
<b>cm:</b>	190	73	122

\*Model 4873-5 - 5' version

\*Model 4873-8 - 8' version



**Model 4859-6**

Avonite countertop

Full length built-in stainless steel speed rail

Black laminate finish with stainless steel colored laminate front panel

	Length	Width	Height
<b>in:</b>	73	31	49.5
<b>cm:</b>	186	79	126

\*Model 4859-5 - 5' version

\*Model 4859-8 - 8' version



**Model 4879-6**

Avonite serving countertop

Framed in solid wood

Inset laminate panels

	Length	Width	Height
<b>in:</b>	74.5	28.5	48
<b>cm:</b>	190	73	122

\*Model 4879-5 - 5' version

\*Model 4879-8 - 8' version



**Model 4861-6**

Laminate countertop

Laminate finish

Brass colored inlay

Four corner bumpers

	Length	Width	Height
<b>in:</b>	72.5	25	48.25
<b>cm:</b>	185	64	123

\*Model 4861-5 - 5' version

\*Model 4861-8 - 8' version





**Model 4878-6**

Avonite countertop

Laminate finish

	Length	Width	Height
<b>in:</b>	72	28	46
<b>cm:</b>	183	72	117

\*Model 4878-5 - 5' version  
\*Model 4878-8 - 8' version



**Model 4847-5**

Laminate countertop

PVC edge banding on edges

Laminate finish

	Length	Width	Height
<b>in:</b>	62	26	48.5
<b>cm:</b>	158	67	124

\*Model 4847-6 - 6' version  
\*Model 4847-8 - 8' version



**Model 4070-6**

Black countertop

Mahogany thermofoil finish

Corner bumpers

	Length	Width	Height
<b>in:</b>	72.5	25.5	49.5
<b>cm:</b>	185	65	126



**Model 4865-5**

Laminate countertop

Weather-resistant all stainless steel

Laminate accents

	Length	Width	Height
<b>in:</b>	63.5	27	48
<b>cm:</b>	162	69	122

\*Model 4865-6 - 6' version  
\*Model 4865-8 - 8' version





**Model 4863-5-W**

Acrylic panels

Steel frame

Heavy duty plastic working counter

Two removable speed rails

Two plastic ice bins

RGB LED light system (see page 23)

	Length	Width	Height
in:	60	30	47
cm:	153	77	120



**Model 5746-D**

Mobile hand wash station

Laminate finish (shown in mahogany)

Stainless steel countertop

Two locking swing doors

Single 10" deep sink

Liquid soap dispenser

ADA compliant long faucet handles

NSF51 Certified

Available in Maple, Cherry, Mahogany, White or Black laminate

	Length	Width	Height
in:	25	25	43
cm:	64	64	110



\*Model 5746 - Single 6" deep sink  
 \*Model 5746-2 - Double sink  
 \*Model 5746-3 - Triple sink



**Model 4426**

Ice restock cart

Weather resistant Machiche exterior

Insulated stainless steel interior and lid

	Length	Width	Height
in:	26	18.25	32.5
cm:	66	47	83



See the Machiche family of products at:  
[www.forbesindustries.com/machiche](http://www.forbesindustries.com/machiche)



**Model 5870**

Avonite countertop (custom color)

Veneer finish

LED down lights

Solid wood molding

	Length	Width	Height
<b>in:</b>	72	27.5	78
<b>cm:</b>	183	70	199



**Model 5881**

Avonite countertop (shown with Trend Glass)

Veneer finish

LED down lights

One glass shelf in a wood frame

Four LED lights in top hutch

	Length	Width	Height
<b>in:</b>	72	27	78
<b>cm:</b>	183	69	199



**Model 5860**

Avonite countertop

Veneer finish

LED down lights

Acrylic mirror back

Solid wood molding

	Length	Width	Height
<b>in:</b>	72	26	76
<b>cm:</b>	183	67	194



**Model 5808**

Avonite countertop (shown with Trend stone)

Veneer finish

LED down lights

Stainless steel ice pan

Two glass shelves with open back

	Length	Width	Height
<b>in:</b>	60	18	78
<b>cm:</b>	153	46	199



Find out more at:  
[www.forbesindustries.com/slimfold](http://www.forbesindustries.com/slimfold)



**Model 5887**

Avonite countertop

Two-tone veneer/laminate finish

Tempered glass shelves

Enclosed storage area

	Length	Width	Height
in:	76	25	78
cm:	193	64	199



Find out more at:  
[www.forbesindustries.com/zenbar](http://www.forbesindustries.com/zenbar)



**Model 5873**

Trend stone/glass countertop

Wood veneer finish

LED down lights

RGB LED back light system in top hutch

Option of acrylic or tiled top hutch

Six glass shelves

	Length	Width	Height
in:	70	27.5	78
cm:	178	70	199



**Model 4885**

Avonite countertop (shown with Trend Glass)

Weather-resistant Machiche wood exterior

Stainless steel ice pan

Two glass shelves

Enclosed brushed stainless steel bottom cabinet

	Length	Width	Height
in:	62	27.5	78
cm:	158	70	199



See the Machiche family of products at:  
[www.forbesindustries.com/machiche](http://www.forbesindustries.com/machiche)



**Model 5868**

Avonite countertop

Veneer finish

Stainless steel ice pan with drain

	Length	Width	Height
in:	48	24	72
cm:	122	61	183



**Model 4887***Avonite countertop**Laminate finish**Stainless steel ice pan with drain*

	Length	Width	Height
<b>in:</b>	74.5	32	80
<b>cm:</b>	190	82	204

**Model 4883***Stainless steel countertop and doors**Laminate finish**LED down lights**Stainless steel ice pan with drain*

	Length	Width	Height
<b>in:</b>	62	23.5	78
<b>cm:</b>	158	60	199

**Model 6570-EN***Black powder coated paint**Eight safety glass shelves*

	Length	Width	Height
<b>in:</b>	48	14	68.5
<b>cm:</b>	122	36	174

**Model 6570-SS***Brushed stainless steel**Eight safety glass shelves*

	Length	Width	Height
<b>in:</b>	48	14	68.5
<b>cm:</b>	122	36	174





**Model 4437**

Laminate finish

Laminate countertop

Two locking doors

	Length	Width	Height
<b>in:</b>	48	24	78
<b>cm:</b>	122	61	199



**Model 4886-W**

Acrylic panels

Steel frame

RGB LED Light system

Open bottom storage area

	Length	Width	Height
<b>in:</b>	60	29	77.25
<b>cm:</b>	153	74	197



**Model 6570-PS**

Polished stainless steel

Eight safety glass shelves

	Length	Width	Height
<b>in:</b>	48	14	68.5
<b>cm:</b>	122	36	174



**Model 6570**

Polished brass

Eight safety glass shelves

	Length	Width	Height
<b>in:</b>	48	14	68.5
<b>cm:</b>	122	36	174





- NEW ITEM



- BEST SELLER



- REDUCED PRICE



- QUICK SHIP



- GOOD/BETTER/BEST

### Accessories



**Model 6117**

*Beer dispensing system*



**Model 6116**

*In-counter hand wash system*



**Model 6116-UC**

*Under-counter hand wash system*



**Model 6054**

*Full wrap-around bumper*

\*Not available on all models



**Model 6055**

*Fixed corner bumpers*

\*Not available on all models



**Model 6150**

*Stainless steel lined interior base*



**Model 6131**

*Jumbo 2.5 sq. ft. capacity insulated stainless steel sink with drain*



**Padded Nylon Mobile Bar Covers**

*Model 6285 - 5' padded nylon cover  
Model 6286 - 6' padded nylon cover  
Model 6288 - 8' padded nylon cover*

**Padded Nylon Back Bar Covers**

*Model 6295 - 5' padded nylon cover  
Model 6296 - 6' padded nylon cover  
Model 6298 - 8' padded nylon cover*



**Model 6118**

*Premix system*

**Model 6119**

*Post-mix (bag-in-box) system*



**Model 6000**

*Custom logos*



ACCESSORIES



**Avonite**



GRAY GRANITE



TRAVERTINE




ADOBE



STAR SHINE




BLACK GRANITE



CREAM


**Trend Stone/Glass**




BLACK CRYSTAL



WHITE COPPER



ESPRESSO




DARK BLUE



ST. LEO'S COPPER



CHIARO AMBRA



WHITE CRYSTAL



DOVE TAIL



WHITE FROST



BROWN PEARL




ROYAL IVORY



CREMA LUNA



PERLA BIANCA



PIETRA SERENA

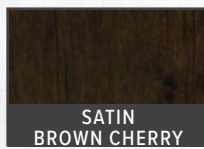


PERLA DI SABBIA

**Wood**



SATIN  
NATURAL CHERRY



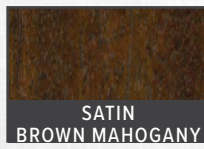
SATIN  
BROWN CHERRY



SATIN  
RED CHERRY



SATIN  
GOLDEN MAHOGANY



SATIN  
BROWN MAHOGANY



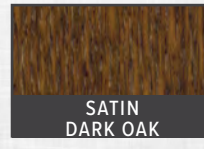
SATIN  
RED MAHOGANY



SATIN  
LIGHT OAK



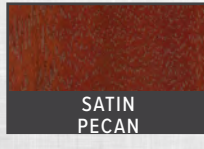
SATIN  
MEDIUM OAK




SATIN  
DARK OAK



SATIN  
MAPLE



SATIN  
PECAN



BLACK


**Laminate**




MEDIUM  
OAK




LIGHT  
OAK



SMOKY  
WALNUT



WALNUT




MAHOGANY




CHERRY



MAPLE




SUEDE



TEXTURED  
BLACK





LU

**Model 5873**

*Back bar*

	Length	Width	Height
in:	70	27.5	78
cm:	178	70	199



**Model 5773-6**

*Front bar*

	Length	Width	Height
in:	70	33.5	47
cm:	178	86	120



*The Wave*



\*Optional padded covers available  
Front Bar: 6286-5773-6  
Back Bar: 6296-5873

This mobile bar stands out with a translucent glass tile front and a unique “wave” shape. Available with white acrylic or tiled panels, these Luxe Series mobile bar system features a remote controlled LED lighting system, giving you variable color control and effects at your fingertips. Shown with a Mahogany wood veneer cabinet with a Trend Stone serving countertop, the bar includes a stainless steel working countertop and sink, two removable 18” stainless steel speed rails, 5” gray wheels in zinc plated casters and can accommodate standard glass racks.



Tile Glass Panel



White Acrylic Panel



# XE SERIES

**Model 4886-W**

*Back bar*

	Length	Width	Height
<b>in:</b>	60	29	77.25
<b>cm:</b>	153	74	197



**Model 4863-5-W**

*Front bar*

	Length	Width	Height
<b>in:</b>	60	30	47
<b>cm:</b>	153	77	120



**REMOTE CONTROLLED LED LIGHTING GIVES YOU VARIABLE COLOR CONTROL AND EFFECTS AT YOUR FINGERTIPS.**

The Spectrum mobile bar from Forbes' Luxe Series is a fully customizable mobile bar system. With no setup required and a remote controlled LED lighting system, giving you variable color control and effects at your fingertips, the all welded steel frame offers durability and functionality. Also features two removable 18" stainless steel speed rails, two ice bins that can be repositioned to the user's needs, 5" gray wheels in zinc plated casters and standard glass racks.

# Spectrum



\*Optional padded covers available  
Front Bar: 6285-4863  
Back Bar: 6295-4886



*White Acrylic Panels*



*Etched Mirror Acrylic Panels*  
Model 4863-5-S


LUXE LED MOBILE BARS & BACK BARS



# LED Cocktail Tables

# LUXE

## SERIES



### Model 7033LED-42

Lighted top

	Length	Width	Height
in:	30	30	42
cm:	77	77	107



\*Available in five different heights in either

Brushed Stainless Steel Frame:

Model 7033LED-24 (24" Height)

Model 7033LED-30 (30" Height)

Model 7033LED-36 (36" Height)

Model 7033LED-42 (42" Height) (Shown)

Model 7033LED-48 (48" Height)

or

Textured Black Painted Frame:

Model 7034LED-24 (24" Height)

Model 7034LED-30 (30" Height)

Model 7034LED-36 (36" Height)

Model 7034LED-42 (42" Height) (Shown)

Model 7034LED-48 (48" Height)



**REMOTE CONTROLLED LED LIGHTING GIVES YOU VARIABLE COLOR CONTROL AND EFFECTS AT YOUR FINGERTIPS.**



These tables are independently battery operated. Each table comes with a rechargeable battery pack making set-up/breakdown a breeze.

LUXE LED COCKTAIL TABLES





# EcoFlex Tables



ECOFLEX ESSENTIALS COLLECTION | ECOFLEX ELITE COLLECTION



# ECOFLEX ESSENTIALS COLLECTION

EcoFlex Essential Tables are available in 24 different sizes to suit your event needs and budget. Customize your collection by choosing from various tabletop sizes, shapes, and heights. The lightweight tabletops are finished in black laminate and accented with faux brushed stainless steel PVC edge banding which provides an elegant look and offers extra protection. The leg frames are offered in either brushed stainless steel or textured black powder epoxy. The EcoFlex Essentials Collection tabletops and frames mount via Forbes' magnetic pocket system. The unique design allows for fast and easy set-up, making these multipurpose tables perfect for banquets or any other occasion. After use, simply remove the tops, fold the leg frames together and load them on the transport/storage carts. No tools required.

Find out more at:  
[www.forbesindustries.com/ecoflexessentials](http://www.forbesindustries.com/ecoflexessentials)



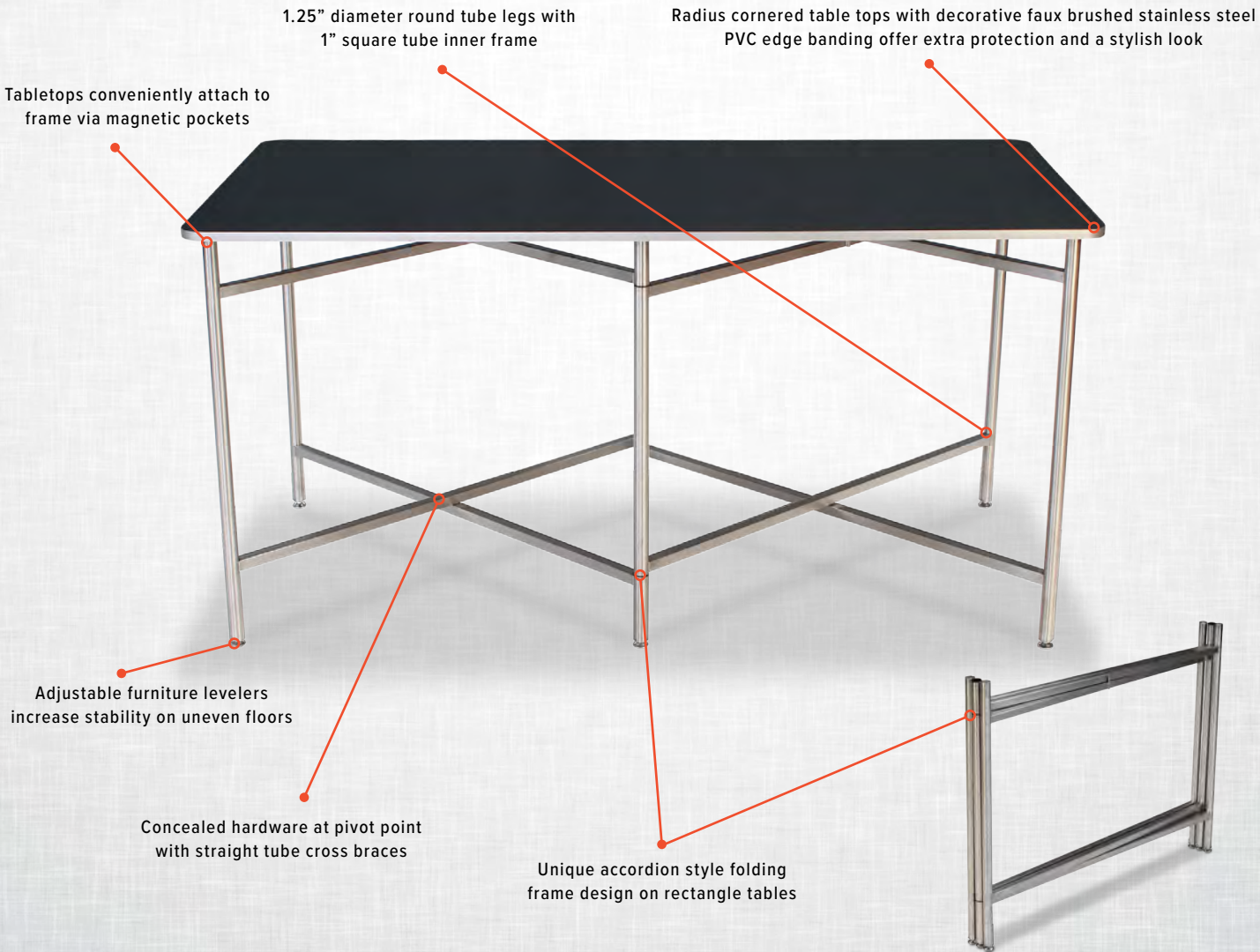


EcoFlex Essentials Collection

	Tabletop Size (Shape) - Leg Frame Finish	Leg Frame Height - 36"	Leg Frame Height - 42"
★ \$	30" x 30" (Square) - Brushed S.S.	7031ES-36	7031ES-42
★ \$	30" x 30" (Square) - Black Painted	7032EE-36	7032EE-42
★ \$	30" (Round) - Brushed S.S.	7033ES-36	7033ES-42
★ \$	30" (Round) - Black Painted	7034EE-36	7034EE-42
★ \$	36" x 36" (Square) - Brushed S.S.	7037ES-36	7037ES-42
★ \$	36" x 36" (Square) - Black Painted	7038EE-36	7038EE-42
★ \$	36" (Round) - Brushed S.S.	7048ES-36	7048ES-42
★ \$	36" (Round) - Black Painted	7049EE-36	7049EE-42
★ \$	30" x 60" (Rectangle) - Brushed S.S.	7039ES-36	7039ES-42
★ \$	30" x 60" (Rectangle) - Black Painted	7040EE-36	7040EE-42
★ \$	36" x 72" (Rectangle) - Brushed S.S.	7043ES-36	7043ES-42
★ \$	36" x 72" (Rectangle) - Black Painted	7044EE-36	7044EE-42



ECO Flex Essentials




ECOFLEX ESSENTIALS COLLECTION

# ECOFLEX ELITE COLLECTION

The EcoFlex Elite Collection is available in a variety of different sizes to suit your catering and banquet needs. Customize your collection by choosing from various tabletop sizes, shapes, heights and finishes. Choose your table's look with a choice of side or corner mount leg designs finished in either brushed stainless steel or textured black powder epoxy. Add the finishing touches with your choice of EcoFlex Trend or EcoFlex Lam top finishes. The EcoFlex Lam series' unique two-sided laminated tops allow for two different laminate finish options per tabletop. The unique design allows for fast and easy set-up, making them perfect for banquets or any occasion. After use, simply remove the tops, fold the leg frames together and load them on the transport/storage carts. No tools required.

Find out more at:  
[www.forbesindustries.com/ecoflexelite](http://www.forbesindustries.com/ecoflexelite)





## LED Cocktail Tables



Remote controlled LED lighting gives you variable color control and effects at your fingertips. These tables are independently battery operated. Each table comes with a rechargeable battery pack making set-up/breakdown a breeze.



ECOFLEX ELITE COLLECTION

## EcoFlex Elite Collection

Tabletops are offered with a single sided Trend Glass/Stone top or a double sided reversible laminate top with your choice of two laminate color options

1" square tube framed tabletop provides superior protection and a modern look

Option of either brushed stainless steel or black powder coated steel finished frame

Tabletops rest snugly inside frame mounts

1.25" square tube legs with 1" curved square tube inner frame

Concealed hardware at pivot point with curved tube cross braces

Adjustable furniture levelers increase stability on uneven floors



- NEW ITEM



- BEST SELLER



- REDUCED PRICE



- QUICK SHIP



- GOOD/BETTER/BEST

### Height Options



### Frame Mount Options



### Frame Finish Options

Forbes EcoFlex Table frames are offered in two different finish options. Our brushed stainless steel frames offer a traditional look while our textured black powder epoxy painted frames offer a more contemporary look at a lower price point. Please call for more information.

Brushed Stainless Steel Frames



Textured Black Painted Frames



### Transport/Storage Cart



Our transport/storage cart is a key factor when it comes to a fast set-up/break down and compact storage. The tabletops and frames lean neatly against the frame of the cart and are secured by heavy duty poly straps. They are available in two standard sizes.

Call for more information.

\*Model 7050 (76"L)

\*Model 7051 (83"L)



ECOFLEX ELITE COLLECTION



Trend Stone/Glass



Trend Glass/Stone Top Finish Options

(Pick one)

Round



24" Diameter  
30" Diameter

Square




24"L x 24"W  
30"L x 30"W  
36"L x 36"W

Rectangle




30"L x 60"W  
36"L x 72"W



BLACK CRYSTAL




WHITE COPPER



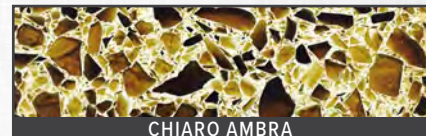
ESPRESSO



DARK BLUE



ST. LEO'S COPPER



CHIARA AMBRA



WHITE CRYSTAL



DOVE TAIL



WHITE FROST



BROWN PEARL



ROYAL IVORY



CREMA LUNA



PERLA BIANCA



PIETRA SERENA



PERLA DI SABBIA

Laminate



Laminate Reversible Top Finish Options

(Pick two)



Round



24" Diameter  
30" Diameter

Square



24"L x 24"W  
30"L x 30"W  
36"L x 36"W

Rectangle



30"L x 60"W  
36"L x 72"W



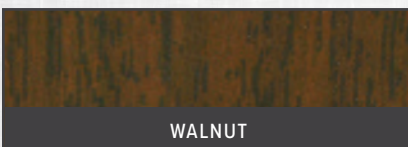
MEDIUM OAK




LIGHT OAK




SMOKY WALNUT




WALNUT



MAHOGANY



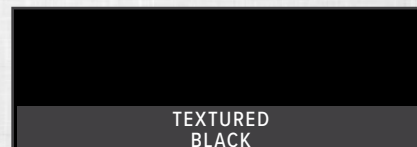
CHERRY



MAPLE


















SUEDE



TEXTURED BLACK

ECOFLEX ELITE MODEL LEGEND

<i>Tabletop Size (Shape) Mount - Leg Frame Finish</i>	<i>Leg Frame Height 24"</i>	<i>Leg Frame Height 30"</i>	<i>Leg Frame Height 36"</i>	<i>Leg Frame Height 42"</i>	<i>Leg Frame Height 48"</i>
 24" x 24" (Square) Side Mount - Brushed S.S.	7021-24 	7021-30	7021-36	7021-42	7021-48 
 24" x 24" (Square) Side Mount - Black Painted	7022-24	7022-30	7022-36	7022-42	7022-48
 24" x 24" (Square) Corner Mount - Brushed S.S.	7023-24 	7023-30	7023-36	7023-42 	7023-48 
 24" x 24" (Square) Corner Mount - Black Painted	7024-24	7024-30	7024-36	7024-42	7024-48
 24" (Round) Side Mount - Brushed S.S.	7025-24	7025-30	7025-36	7025-42 	7025-48
 24" (Round) Side Mount - Black Painted	7026-24	7026-30	7026-36	7026-42	7026-48
 30" x 30" (Square) Side Mount - Brushed S.S.	7027-24	7027-30	7027-36	7027-42 	7027-48
 30" x 30" (Square) Side Mount - Black Painted	7028-24	7028-30	7028-36	7028-42	7028-48
 30" x 30" (Square) Corner Mount - Brushed S.S.	7031-24	7031-30	7031-36	7031-42	7031-48
 30" x 30" (Square) Corner Mount - Black Painted	7032-24	7032-30	7032-36	7032-42	7032-48
 30" (Round) Side Mount - Brushed S.S.	7033-24	7033-30	7033-36	7033-42 	7033-48 
 30" (Round) Side Mount - Black Painted	7034-24	7034-30	7034-36	7034-42	7034-48
 30" (Round) LED Side Mount - Brushed S.S.	7033LED-24	7033LED-30	7033LED-36	7033LED-42 	7033LED-48
 30" (Round) LED Side Mount - Black Painted	7034LED-24	7034LED-30	7034LED-36	7034LED-42	7034LED-48
 36" x 36" (Square) Side Mount - Brushed S.S.	7035-24 	7035-30	7035-36 	7035-42 	7035-48
 36" x 36" (Square) Side Mount - Black Painted	7036-24	7036-30	7036-36	7036-42	7036-48
 36" x 36" (Square) Corner Mount - Brushed S.S.	7037-24	7037-30 	7037-36	7037-42 	7037-48
 36" x 36" (Square) Corner Mount - Black Painted	7038-24	7038-30	7038-36	7038-42	7038-48
 30" x 60" (Rectangle) Side Mount - Brushed S.S.	7039-24	7039-30 	7039-36	7039-42	7039-48
 30" x 60" (Rectangle) Side Mount - Black Painted	7040-24	7040-30	7040-36	7040-42	7040-48
 36" x 72" (Rectangle) Side Mount - Brushed S.S.	7043-24	7043-30 	7043-36 	7043-42	7043-48
 36" x 72" (Rectangle) Side Mount - Black Painted	7044-24	7044-30 	7044-36	7044-42	7044-48





# Tables & Induction Furniture

TABLES & INDUCTION FURNITURE | CATERING TABLES



# TABLES & INDUCTION FURNITURE

## REDUCE COST - NOT QUALITY

Meet Jeff. Jeff is the executive chef at a well-known five-star restaurant. As a Food & Beverage professional, Jeff knows that one of the most difficult and important parts of his job is to keep costs down. Jeff spends his days pouring over spreadsheets, looking for every possible cost-cutting method to help him keep his overhead under control.

Forbes Industries feels Jeff's pain. Forbes knows that equipment costs are one of the main challenges faced by our customers. As an organization committed to progress and efficiency, Forbes is constantly seeking new and better ways to help you cut costs and increase profitability.

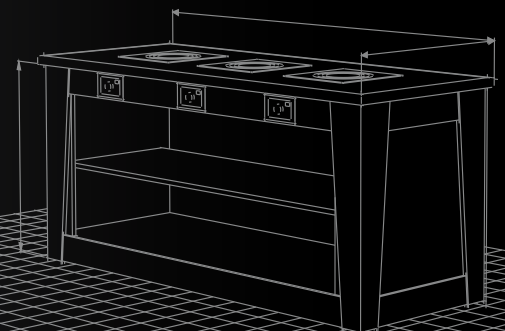
Introducing Forbes' new Tables & Induction Furniture, the solution to your overhead overages. Forbes has worked tirelessly to lower the costs of the equipment that you need to keep your operation running smoothly and efficiently every day, while maintaining the quality and durability that Forbes' products are famous for. Through meticulous value-engineering, savvy consolidation of materials purchasing, and increasingly efficient manufacturing processes we have been able to lower our expenses across the board and pass the savings along to our valued customers.

Find out more at:

[www.forbesindustries.com/induction](http://www.forbesindustries.com/induction)



- ***Meticulous value-engineering***
- ***Savvy consolidation of materials purchasing***
- ***Increasingly efficient manufacturing processes***





**Model 5231**

*Two-tone Trend Stone/Glass top*

*Wood veneer finish*

*Shown with optional cooking induction units*

*Brushed stainless steel LED light supports*

*5" Gray wheels*

	Length	Width	Height
<b>in:</b>	72	30	70
<b>cm:</b>	183	77	178



\*Also available without lights (order model #5230)



**Model 5240**

*Trend Stone/Glass countertop*

*Solid wood molding*

*Open cabinet finished in black laminate*

*Supports finished in Silver Vein powder-epoxy paint*

*Shown with optional holding induction units*

*Wood veneer flared base*

*5" Gray wheels*

	Length	Width	Height
<b>in:</b>	76	30	39
<b>cm:</b>	193	77	99





Model 5200			
<i>Trend Stone/Glass top</i>			
<i>Open cabinet</i>			
<i>Solid wood molding</i>			
<i>Tapered leg supports</i>			
<i>Wood veneer finish</i>			
<i>5" Gray wheels</i>			
<i>Induction is available on this model</i>			
	Length	Width	Height
in:	76	30	36
cm:	193	77	92



Model 5201			
<i>Trend Stone/Glass top</i>			
<i>Open cabinet</i>			
<i>Solid wood molding</i>			
<i>Tapered leg supports</i>			
<i>Wood veneer finish</i>			
<i>Fixed shelf</i>			
<i>5" Gray wheels</i>			
<i>Induction is available on this model</i>			
	Length	Width	Height
in:	76	30	36
cm:	193	77	92



Model 5206			
<i>Trend Stone/Glass top</i>			
<i>Solid wood molding</i>			
<i>Wood veneer finish</i>			
<i>Open cabinet</i>			
<i>Straight leg supports</i>			
<i>Fixed corner bumpers</i>			
<i>5" Gray wheels</i>			
<i>Shown with optional induction units</i>			
	Length	Width	Height
in:	60	30	36
cm:	153	77	92







Model 5202			
<i>Trend Stone/Glass top</i>			
<i>3-Sided cabinet</i>			
<i>Solid wood molding</i>			
<i>Tapered leg supports</i>			
<i>Wood veneer finish</i>			
<i>Fixed shelf</i>			
<i>5" Gray wheels</i>			
<i>Induction is available on this model</i>			
	Length	Width	Height
<b>in:</b>	76	30	36
<b>cm:</b>	193	77	92



Model 5203			
<i>Trend Stone/Glass top</i>			
<i>Enclosed cabinet</i>			
<i>Solid wood molding</i>			
<i>Tapered leg supports</i>			
<i>Wood veneer finish</i>			
<i>Fixed shelf</i>			
<i>5" Gray wheels</i>			
<i>Induction is available on this model</i>			
	Length	Width	Height
<b>in:</b>	76	30	36
<b>cm:</b>	193	77	92



Model 5210			
<i>Trend Stone/Glass top</i>			
<i>Enclosed cabinet with two doors</i>			
<i>Wood veneer finish</i>			
<i>Curved design</i>			
<i>Shown with three holding units</i>			
<i>5" Gray wheels</i>			
<i>Shown with optional induction units</i>			
	Length	Width	Height
<b>in:</b>	98	30	36
<b>cm:</b>	249	77	92





- NEW ITEM



- BEST SELLER




- REDUCED PRICE



- QUICK SHIP



- GOOD/BETTER/BEST



Nestable!



### Model 5220-6



*Nestable design*

*Shown in a custom laminate top finish*

*Laminate top*

*Stainless steel laminate accents*

*Stainless steel tube construction*

*Four 3" hooded swivel casters*

*Induction is available on this model*

	Length	Width	Height
<b>in:</b>	98	30	36
<b>cm:</b>	249	77	92



Nestable!



### Model 7013-6



*Nestable design*

*Modern privacy panel with arch design*

*Stainless steel laminate accents*

*Stainless steel tube construction*

*3" Black wheels*

*Induction is not available on this model*

	Length	Width	Height
<b>in:</b>	74	30	36
<b>cm:</b>	188	77	92

\*Model 7013-5 for 5' version

\*Model 7013-8 for 8' version



### Model 7010-MH



*Distressed knotty pine with red mahogany stain*

*Folding legs for compact storage*

*Locking pins to secure legs when in open position*

*Solid wood construction*

*Durable PVC edge banding on edges*

*4" Black twin wheels*

*Induction is not available on this model*

	Length	Width	Height
<b>in:</b>	84	30	33.5
<b>cm:</b>	214	77	85



### Model 7007



*Mahogany thermofoil finish*

*Steel reinforcements on legs*

*Caster mounting caps*

*4" Black twin wheels*

*Induction is not available on this model*

	Length	Width	Height
<b>in:</b>	84	29.75	33.5
<b>cm:</b>	214	76	86



# CATERING TABLES

Forbes mobile catering tables offer heavy duty welded construction for maximum strength and durability. Our catering tables are constructed of brushed stainless steel frames and are easy to fold and unfold for storage and use. Our extra strong tabletops are made from high quality plywood and finished in a neutral Stone Matrix laminate top. They have sturdy vinyl-dipped utility shelves, and are available in many different sizes and shapes.



**Model 4946**

6 foot model with two tiers

Folded dims: 17" W x 65.5"H

	Length	Width	Height
in:	73	28.5	42.5
cm:	186	73	108

\*Model 4948 for 8' version



**Model 4943**

8 foot model with single level

Folded dims: 17" W x 64"H

	Length	Width	Height
in:	97	28.5	30.5
cm:	247	73	78

\*Model 4941 for 6' version



**Model 4945**

6 foot model with two tiers (centered)

Folded dims: 17" W x 65.5"H

	Length	Width	Height
in:	73	28.5	42.5
cm:	186	73	108



CATERING TABLES

## Induction Styles

All induction units are factory fit and sold separately. Please specify when ordering.



### HOLDING INDUCTION UNIT (CONCEALED-MOUNT)

- Holding/warming induction units are mounted under the counter allowing you to use the furniture for more than just an induction buffet.
- SmartScan® technology: voltage, pan size and type recognition
- 650W heating power
- 20 hold temperature settings: 90°F to 440°F
- Large LED power/temp display
- Displays in °F or °C
- Simple knob-set thermostat control
- Touch sensitive control box with stainless steel frame
- Power ON/OFF touch pad with indicator light
- Over or under voltage protection
- FCC/CETL/ETL - Sanitation to NSF-4



### COOKING INDUCTION UNIT (TOP-MOUNT)

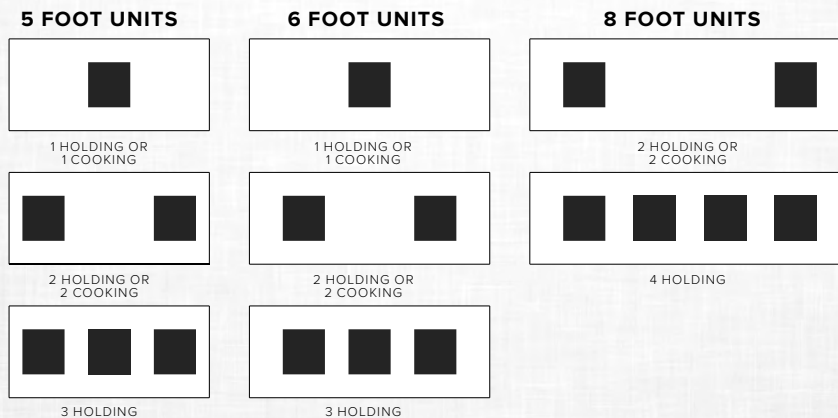
- SmartScan® technology: voltage, pan size and type recognition
- 5mm thick tempered glass cook-top
- Choice of power or temperature mode
- Temperature mode: 90-440°F (in 20° increments, except: 170-180/260-270/350-360°F)
- Large LED power/temp display
- Displays in °F or °C
- Simple knob-set thermostat control
- Touch sensitive control box with stainless steel frame
- Power ON/OFF touch pad with indicator light
- Over or under voltage protection
- CETL/ETL - Sanitation to NSF-4/FCC (SR-183R only)

Values in chart are per induction unit.

Induction Type	Model	Voltage	Phase	Hertz	Watts	Amps	Plug	Receptacle
Hold Only	SR-107MR	10-120 AC	1	60	650	15	NEMA 5-15P	NEMA 5-15R
Cooking	SR-183R	110-120AC	1	60	1800	15	NEMA 5-15P	NEMA 5-15R
Cooking	SR-652R	208-240 AC	1	50	2700	16.29	NEMA 6-20P	NEMA 6-20R

## Induction Position Options

Standard warming and cooking configuration options. Custom configurations are available. Call for more information.



## Sneezeguards

Available in polished brass, polished or brushed stainless steel, painted steel, and wood. Custom sneeze-guard designs available. Call for more information.




ANGLED FRONT MOUNT SNEEZEGUARD



COMBINATION SHELF AND ANGLED FRONT MOUNT SNEEZEGUARD



OPERATOR-SERVE PARTITION Z-GUARD®



COMBO-SERVE Z-GUARD®



*Avonite*



GRAY GRANITE




TRAVERTINE




ADOBE



STAR SHINE




BLACK GRANITE



CREAM

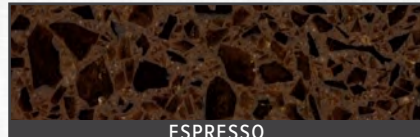
*Trend Stone/Glass*



BLACK CRYSTAL



WHITE COPPER



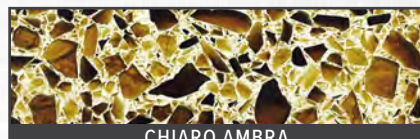
ESPRESSO



DARK BLUE



ST. LEO'S COPPER



CHIARO AMBRA



WHITE CRYSTAL



DOVE TAIL



WHITE FROST



BROWN PEARL



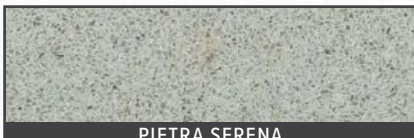
ROYAL IVORY



CREMA LUNA



PERLA BIANCA




PIETRA SERENA

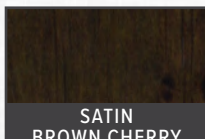


PERLA DI SABBIA

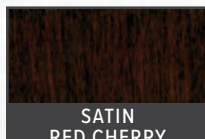
*Wood*



SATIN  
NATURAL CHERRY



SATIN  
BROWN CHERRY



SATIN  
RED CHERRY



SATIN  
GOLDEN MAHOGANY



SATIN  
BROWN MAHOGANY



SATIN  
RED MAHOGANY



SATIN  
LIGHT OAK



SATIN  
MEDIUM OAK




SATIN  
DARK OAK



SATIN  
MAPLE



SATIN  
PECAN




BLACK


*Laminate*




MEDIUM  
OAK




LIGHT  
OAK



SMOKY  
WALNUT



WALNUT




MAHOGANY




CHERRY



MAPLE



SUEDE



TEXTURED  
BLACK





# Buffet Systems

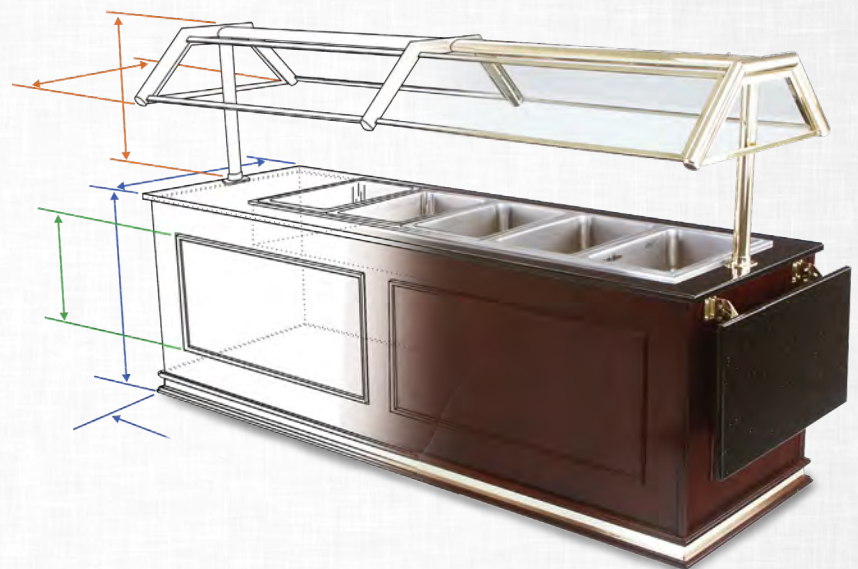
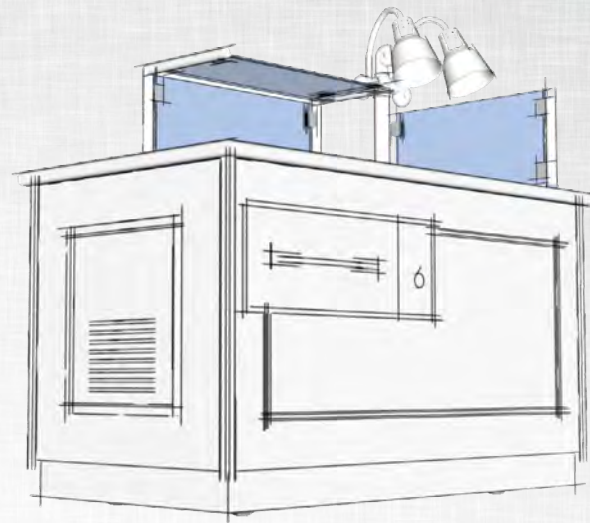
BUILD YOUR IDEAL CUSTOM BUFFET SYSTEM





## FROM CONCEPT TO REALITY

Forbes is the leader in the industry when it comes to producing buffet systems. We offer an extensive collection of buffet equipment and accessories, with nearly limitless options to choose from. Forbes' innovative approach to design allows you to build your ideal buffet with both form and function in mind. Every buffet system that we build is one-of-a-kind and designed to order. Our buffet equipment and accessories are available in a wide variety of sizes, shapes, and finishes to best suit your style and needs.



**Custom Buffet Station A**

*Z-Guard sneezeguard*

*Two 4-QT soup wells*

*Two trend glass carving stations with heat lamps*

*Custom shelving built into the serving sided of buffets*



**Custom Buffet Station B**

*Vertical stainless steel sneezeguard with glass pass-over shelf*

*Fluorescent lighting in stainless steel shroud*

*Two single hot food wells*

*Ice cooled pan*

*Interior bottom lined with stainless steel*







**Custom Buffet Station C**

*Trend stone top*

*Weather resistant Machiche wood exterior*

*Polished brass sneezeguards*

*Ice pan with drain*

*Access panels for storage*

See the Machiche family of products at:  
[www.forbesindustries.com/machiche](http://www.forbesindustries.com/machiche)



**Custom Buffet Station D**

*Two back bars with ice pans*

*Heating station*


*Cooking station*

*Frost top station*

*Hand wash station*

*Display stations*

*Trend glass tops with wood veneer*



**Custom Buffet Station E**

*Polished brass sneezeguard with glass pass-over shelf*

*Upgraded granite countertop*

*Condiment holder with ten 1/9 pans*

*Custom overhead polished brass arch with four heated brass lamps*

*Four induction ranges*



**Custom Buffet Station F**

*Trend Glass countertop*

*Finished in custom laminate*

*Unit designed in three pieces with connectability feature*

*Curved body design*

*Stainless steel angled front mount sneezeguard*

*Three induction ranges*

*Two hot food wells*

*Ten condiment holders*





**Custom Buffet Station G**

*Multiple unit station with connectability*

*Stainless steel angled front mount sneezeguard*

*Four lowerators*

*Mechanically cooled pan*

*Six chafing dishes*

*Two soup wells*



**Custom Cooking Demo Station**

*Custom Trend glass countertop*

*Folding wall partitions*

*Shelving units*

*Brushed stainless steel accents*

*Four induction cooking units*

*Custom logo plates on front*

*Body Styles*



Style A



Style B



Style C



Style D

*Sneezeguards*



1" Single-Sided



Double-Sided



Custom Painted




Single-Sided



Angled Front Mount



Combination Glass Pass-over Shelf & Angled Front Mount



Front Mount with Glass Pass-over Shelf



Front Mount



Solid Wood Double-Sided



Double Post



Z-Guard™



1.5" Square Tube

*Metal Finishes*



PAINTED



POLISHED BRASS



BRUSHED STAINLESS STEEL



POLISHED STAINLESS STEEL



**Avonite**



GRAY GRANITE



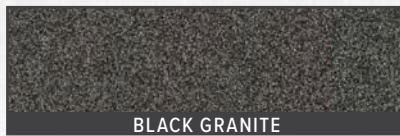
TRAVERTINE




ADOBE



STAR SHINE




BLACK GRANITE



CREAM

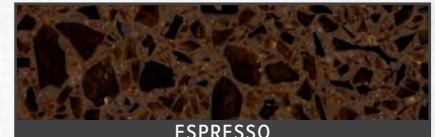
**Trend Stone/Glass**




BLACK CRYSTAL



WHITE COPPER



ESPRESSO



DARK BLUE



ST. LEO'S COPPER



CHIARA AMBRA




WHITE CRYSTAL



DOVE TAIL



WHITE FROST



BROWN PEARL



ROYAL IVORY



CREMA LUNA



PERLA BIANCA




PIETRA SERENA




PERLA DI SABBIA

**Wood**



SATIN  
NATURAL CHERRY



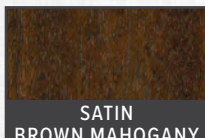
SATIN  
BROWN CHERRY



SATIN  
RED CHERRY



SATIN  
GOLDEN MAHOGANY



SATIN  
BROWN MAHOGANY



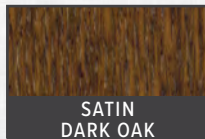
SATIN  
RED MAHOGANY



SATIN  
LIGHT OAK



SATIN  
MEDIUM OAK




SATIN  
DARK OAK



SATIN  
MAPLE



SATIN  
PECAN



BLACK


**Laminate**



MEDIUM  
OAK




LIGHT  
OAK



SMOKY  
WALNUT



WALNUT




MAHOGANY




CHERRY



MAPLE




SUEDE




TEXTURED  
BLACK




Accessories




Hot Wells



Induction Units




Warming Drawers




Griddles




Refrigerators



Cold Wells




Ice Pans




Frost Tops




Cutting Boards




Drop Leaves



Tray Slides




Drop Shelves



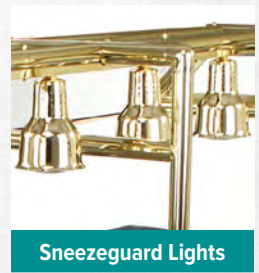
Carving Units



Soup Wells




Lowerators




SneezeGuard Lights




Sliding Doors



Concealed Doors



Custom Logos



Condiment Holders



Buffet Companions



Soup Stations



POS Stations



Lowerator Stations



Carving Stations



Cashier's Stations



Waiter's Stations

BUFFET COMPANIONS



# Service Carts & Equipment

SERVICE CARTS & STATIONS | MOBILE HANDWASHING STATIONS  
BEVERAGE RESTOCKING CARTS | TRAY STANDS





# SERVICE CARTS & STATIONS

Service carts must be functional, durable, and attractive. Forbes' collection of food and beverage service carts offer all of these characteristics and more with over 100 different design and utility options. Our extensive variety of carts are available in solid wood, wood veneer, high pressure laminate and steel. Custom designs are also available.



### Model 5515

*Trend stone/glass shelves*

*Square brushed stainless steel support posts*

*4-Sided stainless steel gallery rails on top and bottom shelves*

*Stainless steel handle*

*Four corner bumpers*

*Four swivel casters (two with brakes)*

	Length	Width	Height
in:	42	23	32
cm:	107	59	82





- NEW ITEM



- BEST SELLER



- REDUCED PRICE



- QUICK SHIP



- GOOD/BETTER/BEST

SERVICE CARTS & STATIONS



**Model 4542**

*Laminate shelves*

*Drop leaf (48"L with leaf up)*

*Brushed stainless steel support posts*

	Length	Width	Height
in:	39	18	31
cm:	99	46	79



**Model 4541**

*Laminate shelves*

*Drop leaf (48"L with leaf up)*

*Polished brass support posts*

	Length	Width	Height
in:	39	18	31
cm:	99	46	79



**Model 4030**

*Three shelves finished in Mahogany Thermofoil*

*Stainless steel support posts*

	Length	Width	Height
in:	36	18	30.75
cm:	92	46	79





**Model 5539**

*Avonite inlaid top and drop-leaf (46"L with leaf up)*

*Veneer finish*

*Solid wood molding*

	Length	Width	Height
<b>in:</b>	37.5	18	32.5
<b>cm:</b>	96	46	83

- \*Model 5538 - Inset Avonite only (no drop-leaf)
- \*Model 5534 - Wood top only
- \*Model 5535 - Wood top and drop leaf



**Model 5530**

*Veneer finish*

*Solid wood molding*

*Painted, Brass or Chrome posts available*

	Length	Width	Height
<b>in:</b>	36	18	32.5
<b>cm:</b>	92	46	83



**Model 5524**

*Veneer finish*

*Two drop-leaves (49"L with leaves up)*

*Solid wood retaining lip on all shelves*

*1.25" wood posts with brass ends*

	Length	Width	Height
<b>in:</b>	35	17	31.5
<b>cm:</b>	89	44	81



**Model 4645**

*Vinyl T-molding*

*Laminate finish*

*Solid wood posts*

*Wheel brakes*

	Length	Width	Height
<b>in:</b>	44	19	31
<b>cm:</b>	112	49	79





- NEW ITEM



- BEST SELLER



- REDUCED PRICE



- QUICK SHIP



- GOOD/BETTER/BEST

SERVICE CARTS & STATIONS



**Model 5529**

*Veneer finish*

*Two drop-leaves (52"L with leaves up)*

*Solid wood posts*

	Length	Width	Height
<b>in:</b>	38	16	30.5
<b>cm:</b>	97	41	78

\*Model 5528 - With one drop-leaf

\*Model 5527 - Without drop-leaves



**Model 5520**

*Avonite top*

*Veneer finish*

*One drawer and pull-out shelf*

*Solid wood molding*

*Decorative solid wood posts*

	Length	Width	Height
<b>in:</b>	43.5	21	32
<b>cm:</b>	111	54	82



**Model 5526**

*Avonite top*

*Veneer finish*

*Decorative solid wood posts*

	Length	Width	Height
<b>in:</b>	40	20	33.5
<b>cm:</b>	102	51	86





**Model 5557**

*Avonite top*

*Solid wood raised beveled panels*

*Two fixed shelves*

	Length	Width	Height
<b>in:</b>	34	19	33.5
<b>cm:</b>	87	49	86

\*Shown with 6004 handle (not included on base model)

\*Model 5562 - Avonite top and drop-leaf



**Model 5590**

*Avonite top*

*Solid wood raised beveled panels*

*One drawer and one pull-out shelf*

*Stainless steel accents*

	Length	Width	Height
<b>in:</b>	38	19	35.5
<b>cm:</b>	97	49	91

\*Shown with 6007-PS handle (not included on base model)



**Model 4740**

*Laminate finish*

*Two fixed shelves*

*Vinyl T-molding*

	Length	Width	Height
<b>in:</b>	30	18	34
<b>cm:</b>	77	46	87



**Model 4757**

*Laminate finish*

*Brass accents*

*Vinyl T-molding*

	Length	Width	Height
<b>in:</b>	38	23	41
<b>cm:</b>	97	58	104





- NEW ITEM



- BEST SELLER



- REDUCED PRICE



- QUICK SHIP



- GOOD/BETTER/BEST

SERVICE CARTS & STATIONS



**Model 5566**

Avonite top

Veneer finish

Two drawers

Solid wood molding

	Length	Width	Height
<b>in:</b>	38	21	31.5
<b>cm:</b>	97	54	81



**Model 5579**

Avonite top and drop-leaf (47"L with leaf up)

Veneer finish

Center drawer

	Length	Width	Height
<b>in:</b>	40	21	32
<b>cm:</b>	102	54	82

\*Model 5578 - Without drop-leaf



**Model 5565**

Avonite top and drop-leaf (50"L with leaf up)

Veneer finish

	Length	Width	Height
<b>in:</b>	41.5	22	32
<b>cm:</b>	106	56	82

\*Shown with 6005 handle (not included on base model)



**Model 5759**

Avonite top

Veneer finish

Two sliding doors

Solid wood moldings

	Length	Width	Height
<b>in:</b>	49.5	27	40
<b>cm:</b>	126	69	102





**Model 5833**

Avonite top and tier

Veneer finish

One drawer

Decorative solid wood posts and roped posts

Gallery rails

	Length	Width	Height
in:	40	20	47
cm:	102	51	120



**Model 4832**

Avonite top with T-molding

Stainless steel gallery rails and handles

Two removable stainless steel bain maries

Two Avonite glass racks

	Length	Width	Height
in:	36	19	40
cm:	92	49	102



**Model 4790**

Laminate finish

Two drop-leaves (72"L with leaves up)

Two adjustable shelves

	Length	Width	Height
in:	49	23.5	38
cm:	125	60	97



**Model 5635**

Avonite top

Veneer finish

Drop-leaf (46.5"L with leaf up)

Removable butane stove

	Length	Width	Height
in:	36.5	18.75	35.75
cm:	93	48	91



Model 5980			
Veneer finish			
Top hutch with shelf			
Solid wood molding			
	Length	Width	Height
in:	30	22	62
cm:	77	56	158



Model 5987			
Avonite top			
Laminate finish (Shown in custom finish)			
Swing doors			
Four drawers			
Floor levelers			
	Length	Width	Height
in:	79	18	34
cm:	201	46	87



Model 5986			
Avonite top			
Veneer finish			
Three drawers			
Two adjustable shelves			
	Length	Width	Height
in:	73	24	37
cm:	186	61	94





# MOBILE HAND WASHING STATION

Self-contained portable hand washing stations are the perfect solution for any mobile kitchen or bar. Consisting of fresh and gray water tanks; stainless steel top, basin, strainer, and 6 inch gooseneck faucet; and on-demand hot water operating system. These hand wash stations include everything you need to keep your operation on the move.



Maple



Cherry



Mahogany



Black



White

### Model 5746-D

Mobile hand washing station

Laminate finish

Stainless steel top

Single 10" deep sink

Two locking swing doors

Liquid soap dispenser

ADA compliant long faucet handles

NSF Standard 169 certified

Available in Maple, Cherry, Mahogany, White or Black laminate

	Length	Width	Height
in:	25	25	43
cm:	64	64	110

\*Model 5746 - Single 6" deep sink

\*Model 5746-2 - Double sink

\*Model 5746-3 - Triple sink



MOBILE HAND WASHING STATION



- NEW ITEM



- BEST SELLER



- REDUCED PRICE



- QUICK SHIP



- GOOD/BETTER/BEST

**Handles**



**Model 6002**

*Painted stub handle*



**Model 6004**

*Reeded brass handle*



**Model 6005**

*Polished brass handle*



**Model 6007**

*Roped brass handle*

*Not all handles are available on all cart models. Call for more information.*



**Model 6002-SS**

*Stainless steel stub handle*



**Model 6004-PS**

*Reeded chrome plated handle*



**Model 6005-PS**

*Polished stainless steel handle*



**Model 6007-PS**

*Roped chrome plated handle*

**Gallery Rails**



**Model 6035**

*Stainless steel single four-sided*



**Model 6034**

*Stainless steel single three-sided*



**Model 6022**

*Stainless steel single two-sided*

**Miscellaneous**



**Model 6223**

*Laminate pull-out shelf*

Model 6228 - Wood veneer version



**Model 6241**

*Laminate drawer*

Model 6249 - Wood veneer version



**Model 6245**

*Laminate drawer with dividers*

Model 6247 - Wood veneer version



**Model 6240**

*Veneer drop leaf*

Model 6239 - Laminate version



**Avonite**



GRAY GRANITE



TRAVERTINE




ADOBE



STAR SHINE




BLACK GRANITE



CREAM

**Trend Stone/Glass**



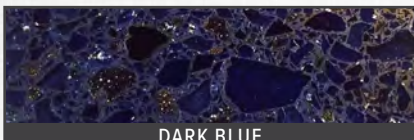
BLACK CRYSTAL



WHITE COPPER



ESPRESSO



DARK BLUE



ST. LEO'S COPPER



CHIARO AMBRA



WHITE CRYSTAL



DOVE TAIL



WHITE FROST



BROWN PEARL




ROYAL IVORY



CREMA LUNA



PERLA BIANCA




PIETRA SERENA

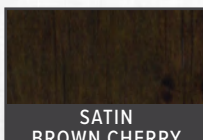


PERLA DI SABBIA

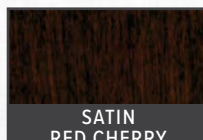
**Wood**



SATIN  
NATURAL CHERRY



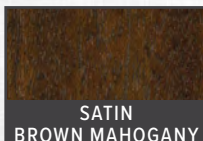
SATIN  
BROWN CHERRY



SATIN  
RED CHERRY



SATIN  
GOLDEN MAHOGANY



SATIN  
BROWN MAHOGANY



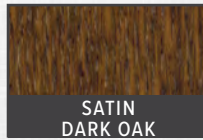
SATIN  
RED MAHOGANY



SATIN  
LIGHT OAK




SATIN  
MEDIUM OAK




SATIN  
DARK OAK



SATIN  
MAPLE



SATIN  
PECAN



BLACK

**Laminate**




MEDIUM  
OAK




LIGHT  
OAK



SMOKY  
WALNUT




WALNUT




MAHOGANY




CHERRY



MAPLE



SUEDE



TEXTURED  
BLACK



# BEVERAGE RESTOCKING CARTS

Forbes catalog of beverage restocking carts offers a variety of attractive and functional styles sure to compliment any decor. Most beverage restocking carts include drawer dividers in two different sizes and drawer mats. Custom orders are available upon request.



**Model 4403**

*Laminate finish on steel cabinet*

*Side cabinet with four shelves*

*All locking doors*

*Four adjustable drawers*

*Full wrap-around bumper*

	Length	Width	Height
in:	47	23	46
cm:	120	59	117



**Model 4410**

*Brushed stainless steel top*

*Powder epoxy painted finish*

*Locking doors*

*Three shelves*

*Full wrap-around bumper*


	Length	Width	Height
in:	39	22	47
cm:	100	56	120







Model 4402			
<i>Stainless steel top tray</i>			
<i>Powder epoxy painted finish</i>			
<i>Four adjustable drawers</i>			
<i>Side cabinet with four shelves</i>			
<i>Full wrap-around bumper</i>			
	Length	Width	Height
in:	47.5	21	46.5
cm:	120	53	118



**Model 4419**

**Power Mobility Unit**

\*Model 4419 Power Mobility Unit shown on Model 4402 Beverage Restock Cart

A factory fitted electric motor with rechargeable battery can operate in forward and reverse at variable speeds. For carts with 8" wheels only.



# TRAY STANDS

Forbes Tray Stands are unmatched in quality and durability. Choose from an array of colors and finishes to match your decor. Custom orders available upon request.



Model 6850			
<i>Painted steel frame</i>			
<i>Powder epoxy finish - see next page</i>			
	Depth	Width	Height
<b>in:</b>	15	19.5	35.5
<b>cm:</b>	39	50	91



Model 6861			
<i>Solid oak frame</i>			
<i>Extra tall</i>			
<i>Available finishes on next page</i>			
	Depth	Width	Height
<b>in:</b>	16	18	36
<b>cm:</b>	41	46	92



Model 6860			
<i>Solid oak frame</i>			
<i>Standard height</i>			
<i>Available finishes on next page</i>			
	Depth	Width	Height
<b>in:</b>	16	18	31.5
<b>cm:</b>	41	46	81





**Finishes**



BEIGE



BLACK



SILVER



STAINLESS STEEL

**Steel Tray Stand Construction**

- Heavy gauge steel tube
- Steel rivets and nylon spacers are used at pivot points
- Metal clips are glued and crimped on strap ends
- Available in four finishes



This design reduces fraying of strap ends, secures straps to rack more effectively and hides the hardware.



METAL CLIP

STRAP END

**Finishes**



LIGHT OAK



MEDIUM OAK



DARK OAK



MAHOGANY



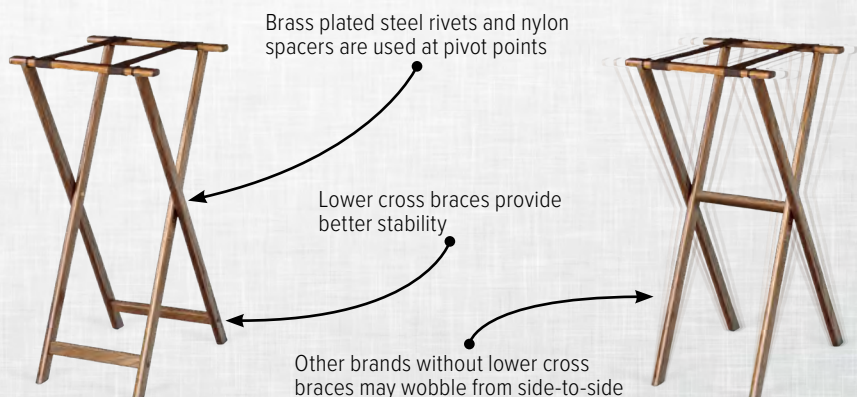
WALNUT



BLACK

**Oak Tray Stand Construction**

- All oak stands are equipped with two horizontal cross braces near the bottom of the legs.
- Brass plated steel rivets and nylon spacers are used at the pivot points
- Strap ends are folded over and pneumatically attached with 1/2" long heavy-duty construction staples
- All Forbes oak tray stands go through a six step high quality, furniture-grade finishing process





# Podiums & Host Stations

WOOD PODIUMS | LAMINATE PODIUMS | ACRYLIC PODIUMS | HOST & VALET STATIONS





# PODIUMS AND HOST STATIONS

Forbes Podiums and Host Stations are artfully hand-crafted using high quality hardwoods and finished in beautiful wood veneers or laminates. Most models are equipped with two 4" wheels for ease of maneuverability and two open compartments in back. Several models can be modified to accommodate an LCD screen or other optional accessories such as sound systems, clock/timers, electric height lifts and customized logos to name only a few. Custom designs and finishes are available, call for more information.



### Model 5890

*Wood veneer finish*

*Stainless steel colored accents*

*Two wheels for tilt-and-roll maneuverability*

	Depth	Width	Height
<b>in:</b>	21.5	29	47
<b>cm:</b>	55	74	120



### Model 5941

*Clad in Machiche wood*

*Stainless steel cabinet*

*Avonite top and riser*

*Two stainless steel locking drawers*

*Two stainless steel locking doors*

*Four swivel casters*

	Depth	Width	Height
<b>in:</b>	26	34.5	48.5
<b>cm:</b>	67	88	124



See the Machiche family of products at:  
[www.forbesindustries.com/machiche](http://www.forbesindustries.com/machiche)





- NEW ITEM



- BEST SELLER



- REDUCED PRICE



- QUICK SHIP



- GOOD/BETTER/BEST

PODIUMS & HOST STATIONS



**Model 5899**

*Wood veneer finish*

*Textured black laminate accents*

*Two wheels for tilt-and-roll maneuverability*

	Depth	Width	Height
<b>in:</b>	22	25.5	48.25
<b>cm:</b>	56	65	123

\*Shown with custom logo plate not included on base model. Call for pricing.



**Model 5913**

*Wood veneer finish*

*Solid wood molding*

*Two wheels for tilt-and-roll maneuverability*

	Depth	Width	Height
<b>in:</b>	23.5	26.5	47
<b>cm:</b>	60	68	120



**Model 5891**

*Solid wood top section*

*Modern curved cabinet section*

*Stainless steel looking accents*

*Two wheels for tilt-and-roll maneuverability*

	Depth	Width	Height
<b>in:</b>	21.5	22.5	47
<b>cm:</b>	55	58	120

\*Shown with custom logo plate (not included on base model, call for pricing)





**Model 5912**

*Solid wood and veneer finish*

*Brass accents*

*Two wheels for tilt-and-roll maneuverability*

	Depth	Width	Height
<b>in:</b>	21.5	22.5	47
<b>cm:</b>	55	58	120

\*Brass accents also available in stainless steel. Call for details.



**Model 5920**

*Wood veneer finish*

*Two wheels for tilt-and-roll maneuverability*

	Depth	Width	Height
<b>in:</b>	23.25	25.5	46.75
<b>cm:</b>	59	65	119



**Model 5914**

*Wood veneer finish*

*Solid wood molding*

*Two wheels for tilt-and-roll maneuverability*

	Depth	Width	Height
<b>in:</b>	25.25	25.75	48
<b>cm:</b>	65	66	122





- NEW ITEM



- BEST SELLER



- REDUCED PRICE



- QUICK SHIP



- GOOD/BETTER/BEST



### Model 5918

Wood veneer finish

Solid wood molding

Brass colored trim

Two-piece style (top separates for tabletop use)

Two wheels for tilt-and-roll maneuverability

	Depth	Width	Height
<b>in:</b>	23.5	26	47
<b>cm:</b>	60	67	120

\*Brass accents also available in stainless steel. Call for details.



### Model 5915

Wood veneer finish

Two wheels for tilt-and-roll maneuverability

	Depth	Width	Height
<b>in:</b>	23.5	25.5	47
<b>cm:</b>	60	65	120

\*Model 5916 for 32" wide version



### Model 5901

Wood veneer finish

Unique faceted design

Two wheels for tilt-and-roll maneuverability

	Depth	Width	Height
<b>in:</b>	24.5	27.5	47
<b>cm:</b>	63	70	120



### Model 4895

Laminate finish

Two wheels for tilt-and-roll maneuverability

	Depth	Width	Height
<b>in:</b>	23.25	25.5	46.75
<b>cm:</b>	59	65	119





**Model 5926**

Wood veneer finish

Avonite top and working surface

Solid wood molding

Two locking drawers

Two large storage areas with two locking doors

	Depth	Width	Height
<b>in:</b>	28	51	46
<b>cm:</b>	72	130	117



**Model 5930**

Compact design

Wood veneer finish

Avonite working surface

Solid wood molding

Locking drawer

Locking bottom compartment

	Depth	Width	Height
<b>in:</b>	20	20	44.5
<b>cm:</b>	51	51	114



**Model 5924**

Wood veneer finish

Avonite working surface

Brass colored trim

Two locking drawers

Locking bottom compartment

	Depth	Width	Height
<b>in:</b>	22	34.5	44
<b>cm:</b>	56	88	112

\*Brass accents also available in stainless steel. Call for details.



**Model 5936**

Wood veneer finish

Avonite top and working surface

Solid wood molding

Two locking drawers

Locking bottom compartment

	Depth	Width	Height
<b>in:</b>	26	41.5	47
<b>cm:</b>	67	106	120





**Model 5937**

*Wood veneer finish*

*Three cubbies above working surface*

*Locking drawer*

*Open section in middle*

*Locking bottom compartment with two shelves*

*5" wheels with brakes*

	Depth	Width	Height
<b>in:</b>	32	36	50
<b>cm:</b>	82	92	127



**Model 4898**

*Laminate finish*

*Brass colored trim*

*Two-piece style (top separates for tabletop use)*

*Two wheels for tilt-and-roll maneuverability*

	Depth	Width	Height
<b>in:</b>	23.5	25.5	47
<b>cm:</b>	60	65	120

\*Brass accents also available in stainless steel. Call for details.



**Model 4900**

*Laminate finish*

*Curved cabinet*

*Two wheels for tilt-and-roll maneuverability*

	Depth	Width	Height
<b>in:</b>	24	32	47.5
<b>cm:</b>	61	82	121



**Model 4010**

*Thermofoil finish*

*Open back with intermediate shelf*

*Interior finished in black*

*Built in cable management*

	Depth	Width	Height
<b>in:</b>	23.5	25.5	47
<b>cm:</b>	60	65	120





**Model 5898**

*Folding portable podium*

*Laminate finish*

*Vinyl T-molding*

*Black laminate interior and working surface*

*Folds to 3.5" thick for compact storage*

	Depth	Width	Height
<b>in:</b>	18	21	45
<b>cm:</b>	46	54	115

\*Model 5898-VSB - Storage bag (not included with base model)



5898-VSB

**Model 5005**

*1/2" thick clear acrylic podium*

*Square sided design*

	Depth	Width	Height
<b>in:</b>	24	23.5	46.75
<b>cm:</b>	61	68	119



**Model 5006**

*1/2" thick clear acrylic podium*

*Open cylinder design*

	Depth	Width	Height
<b>in:</b>	30	23.5	46.75
<b>cm:</b>	77	68	119



HEAVY-DUTY PADDED NYLON COVERS WITH VELCRO FLAPS ARE AVAILABLE FOR ALL UNITS. CALL FOR MORE INFORMATION.

CUSTOM LOGOS ARE AVAILABLE, PLEASE CALL FOR MORE INFORMATION.



- NEW ITEM



- BEST SELLER



- REDUCED PRICE



- QUICK SHIP



- GOOD/BETTER/BEST

### Accessories



**Model 6060-19**

*Flexible microphone holder*



**Model 6064**

*Dual intensity light*



**Model 6065**

*Gooseneck little light*




**Model 6066**

*Gooseneck microphone with shock mount*



**Model 6070 or 6071**

*Sound system with 6064 light and 6066 microphone (6071 - wireless)*



**Model 8042**

*Power strip*



**Model 6075**

*Digital clock & timer*



**Model 6072 Series**

*Wireless microphones*



**Model 8012**

*Pull out shelf*



**Model 8011**

*Pull-out keyboard drawer*



**Model 8001**

*Drop leaf*



**Model 6080**

*Auto height control*



**Model 6241 or 6249**

*Laminate or wood veneer drawer (Locking option is available but not included)*



**Padded Nylon Cover**

*Heavy-duty padded nylon covers with Velcro flaps*

## ACCESSORIES

### Logo Options



**Engraved w/Black Painted Background**

*Shown on brushed chrome*



**Engraved w/Black Painted Background**

*Shown on polished chrome*



**Engraved w/Black Painted Background**

*Shown on polished brass*



**Silk Screen**

*Available on: polished brass, polished chrome or brushed chrome*



**Laser Etched**

*Available on: clear acrylic*



**Water Jet Cut**

*Shown in brass*



**Water Jet Cut**

*Shown in chrome*



*Avonite*



GRAY GRANITE



TRAVERTINE




ADOBE



STAR SHINE




BLACK GRANITE



CREAM

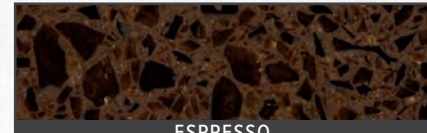
*Trend Stone/Glass*



BLACK CRYSTAL



WHITE COPPER



ESPRESSO



DARK BLUE



ST. LEO'S COPPER




CHIARO AMBRA




WHITE CRYSTAL



DOVE TAIL



WHITE FROST



BROWN PEARL




ROYAL IVORY



CREMA LUNA



PERLA BIANCA



PIETRA SERENA




PERLA DI SABBIA


*Wood*



SATIN  
NATURAL CHERRY



SATIN  
BROWN CHERRY



SATIN  
RED CHERRY



SATIN  
GOLDEN MAHOGANY



SATIN  
BROWN MAHOGANY



SATIN  
RED MAHOGANY



SATIN  
LIGHT OAK



SATIN  
MEDIUM OAK




SATIN  
DARK OAK



SATIN  
MAPLE



SATIN  
PECAN



BLACK


*Laminate*




MEDIUM  
OAK




LIGHT  
OAK



SMOKY  
WALNUT



WALNUT



MAHOGANY




CHERRY



MAPLE



SUEDE

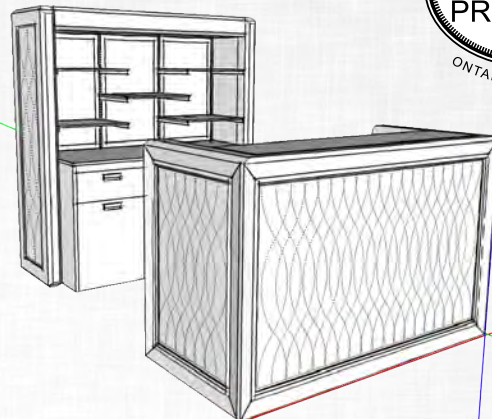


TEXTURED  
BLACK



## Customization

At Forbes “customization” is not just a buzz word, it’s a way of doing business. Most of the products we make are one-of-a-kind and customized to order. Whether you need a single unit to fit a certain space or an entire system to fill a room, we can make it happen. Call today and let us work with you to find the perfect solution to all of your Food & Beverage and Hospitality equipment needs!



## Weather Resistant Machiche Products

Machiche is a hardwood native to the tropics that is well known for its durability and resistance to the elements and insects. Forbes Industries offers an entire line of these weather resistant Indoor/ Outdoor products finished in beautiful and durable Machiche hardwood to meet all of your outdoor event needs! Custom models are also available; contact us today for more information.

See more at:  
[www.forbesindustries.com/machiche](http://www.forbesindustries.com/machiche)



CAPABILITIES





# Portable Dance Floors

OUTLOK | FLOORLOK | PUBLOK



## PORTABLE DANCE FLOORS

Built with durability and beauty in mind, Forbes Portable Dance Floors stand up to heavy use while maintaining their original strength and luster. Our interlocking dance floor panels are available in a variety of sizes, finishes, and substrates depending on your needs.

These portable dance floors are ideal for hotels, restaurants, clubs, caterers, convention centers, event organizers, venues, trade shows and weddings.

Learn more at:

[www.forbesindustries.com/dancefloors](http://www.forbesindustries.com/dancefloors)

### FEATURES - BENEFITS

- Three styles are available to fit your needs - Outlok, Florlok, and Publok
- No screws or tools required - quick and easy set up and tear down
- Innovative brickwork design offers strength and ensures that panel edges are fully secured
- Each style is configured of both full and half panel sizes making them lightweight and easy to handle
- Most floors can be set up in approximately 10 minutes and removed in about 8 minutes
- Low-profile and sloped edging - wheelchair accessible
- Wipe-clean surface - very low maintenance and easy to clean
- Durable dance floor - long lasting for better return on investment (ROI)
- 3-Year warranty on manufacturing, labor and materials
- Specially engineered powder-coated transport/storage carts are available making setup and tear-down a breeze
- Each cart is specifically manufactured to fit through standard single width doorways

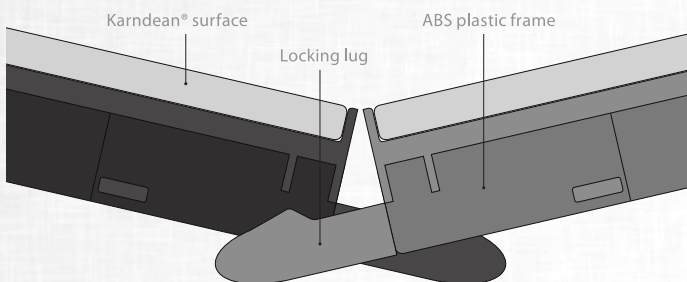






## OUTDOOR AND INDOOR USE

- Panels are manufactured using ABS plastic which offers strength and rigidity
- It is available with your choice of six different Karndean® commercial grade vinyl options
- Comprised of two panel sizes, 34" x 34" (full panel) and 34" x 17" (half panel)
- Structured rear panel - aids grip on carpets
- ABS plastic panel and inlay - 100% waterproof and recyclable
- Three trim options to tie it all together
- Transport/storage carts are available for quick and effortless transport and storage
- Each cart holds a 15' x 15' complete dance floor




## FINISH OPTIONS




*Dance Floor  
Size Range  
6' x 6' - 48' x 48'*

## TRIM OPTIONS- 4" AVAILABLE

Natural Aluminum is standard. All other finishes are subject to upcharge.



### Innovative Brickwork Design



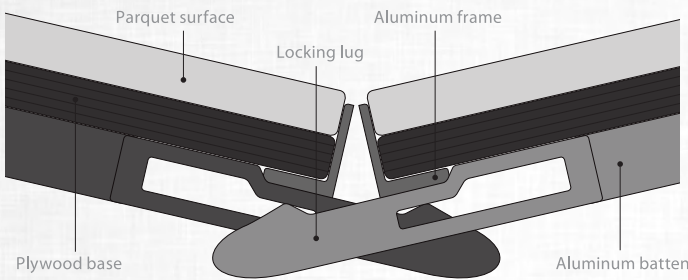
OUTLOOK OUTDOOR/INDOOR PORTABLE DANCE FLOORS

# flor lok<sup>®</sup>




## INDOOR USE

- Panels are manufactured with aluminum frames, ribbed battens and 7mm basket wood parquet
- Three different finishes top coated in a clear UV lacquer for extra protection
- No stain on the finish - Same color throughout each piece of wood
- Comprised of two panel sizes, 34" x 34" (full panel) and 34" x 17" (half panel)
- Two trim color options to tie it all together
- Transport/storage carts are available for quick and effortless transport and storage
- Each cart holds a 15' x 15' complete dance floor



Innovative Brickwork Design





## FINISH OPTIONS




flor lok<sup>®</sup> Dance Floor  
Size Range  
6' x 6' - 48' x 48'

## TRIM OPTIONS - 5" AVAILABLE

Natural Aluminum is standard. All other finishes are subject to upcharge.

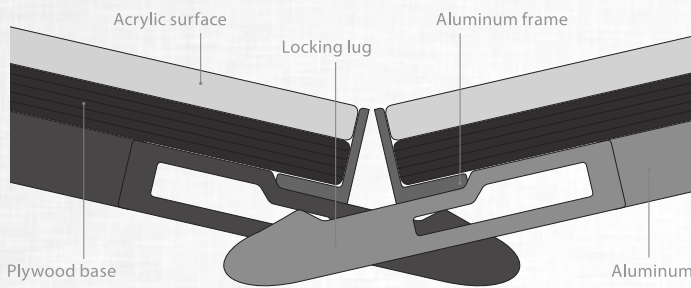







## INDOOR USE

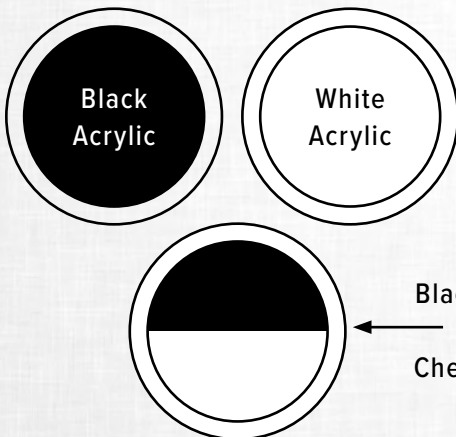
- Panels are manufactured with aluminum frames, ribbed battens and 6mm solid color acrylic
- Three different acrylic finish options
- Comprised of two panel sizes, 24" x 48" (full panel) and 24" x 24" (half panel)
- Three trim color options to tie it all together
- Transport/storage carts are available for quick and effortless transport and storage
- Each cart holds a 16' x 16' complete dance floor



Innovative Brickwork Design




## FINISH OPTIONS



*Dance Floor  
Size Range  
8' x 8' - 40' x 40'*

## TRIM OPTIONS - 3" OR 4" AVAILABLE

Natural Aluminum is standard. All other finishes are subject to upcharge.



PUBLOK INDOOR PORTABLE DANCE FLOORS



- NEW ITEM



- BEST SELLER



- REDUCED PRICE



- QUICK SHIP



- GOOD/BETTER/BEST

PORTABLE DANCE FLOOR COMPARISON CHART

Features	out lok 	flor lok 	pub lok 
INDOOR	✓	✓	✓
OUTDOOR	✓		
BRICK WORK DESIGN	✓	✓	✓
FRAME SUBSTRATE	ABS Plastic	Aluminum/Plywood	Aluminum/Plywood
SURFACE	Vinyl/Acrylic	Hardwood	Acrylic
AVAILABLE FINISHES	Auckland Oak/Bracken/ Ebony Oak/Distressed Oak/ Vintage Pine/ White Washed Pine	Light Oak Parquet/ Smoked Oak Parquet/ Jatoba Parquet	Black/White/ Black & White Checkerboard
TRIM <small>(Natural Aluminum is standard. All other finishes are subject to upcharge.)</small>	Natural Aluminum/ Black or Gold Anodized	Natural Aluminum/ Gold Anodized	Natural Aluminum/ Black Anodized/ White Powder Coated
TRIM SIZE	4"W	5"W	3" or 4"W
FULL PANEL SIZE	34" x 34"	34" x 34"	48" x 24"
HALF PANEL SIZE	34" x 17"	34" x 17"	24" x 24"
TRANSPORT CART AVAILABLE	Holds 15' x 15'	Holds 15' x 15'	Holds 16' x 16'
MIN-MAX SIZE	6' x 6' - 48' x 48'	6' x 6' - 48' x 48'	8' x 8' - 40' x 40'
NO TOOLS REQUIRED	✓	✓	✓
WHEEL CHAIR ACCESSIBLE	✓	✓	✓
WIPE CLEAN SURFACE	✓	✓	✓
3 YEAR WARRANTY	✓	✓	✓
RIBBED BATTENS ON REAR OF PANELS		✓	✓
LACQUERED PLYWOOD BASE		✓	✓
WATERPROOF	✓		
PRESSURE WASH TOLERANT	✓		
ENVIRONMENTALLY FRIENDLY/RECYCLABLE	✓		


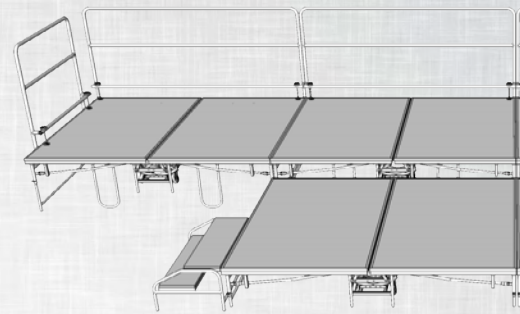
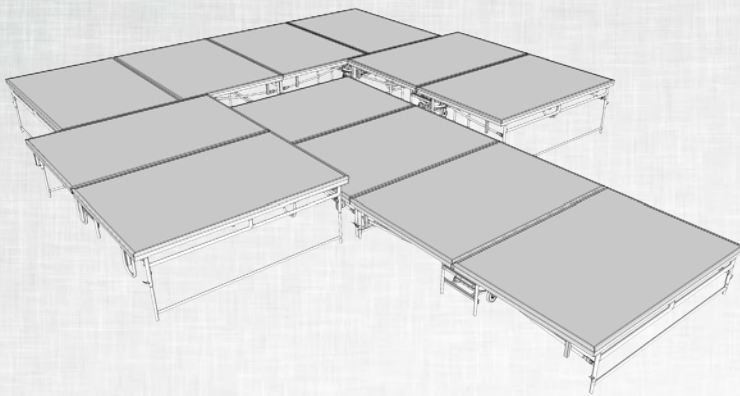




# Mobile Stages

MOBILE STAGES | RAMPS | STAIRS | GUARD RAILS | SKIRTING





Over-center locking mechanism keeps legs locked into place during transport.



- Forbes' Dual-Height Mobile Staging System offers all of the advantages of a mobile folding stage, plus the added simplicity and speed of built-in height adjustability.
- Our light-weight yet durable stages are designed to be set-up and taken down by only two people resulting in considerable savings in time and labor costs.
- Available in two sizes (6'x8' and 4'x8'), our stages are ideal for head table risers, performance stages, fashion runways, speaker's platforms and theater-in-the-round performances.
- All necessary accessories are also available: step units, ADA ramps, guard rails, chair/table stops and stage skirting. See page 87 for accessory options.

Each section of a Forbes Mobile Stage rolls freely on its own four casters. No heavy sections to lift and carry, no storage caddies necessary.





Powder coated steel edge banding provides long lasting wear and durability.

Forbes' pin and cable operation allows for easy height adjustment.

MOBILE STAGES

Stages

Model 4140

4'x8' dual height stage

16"-24" heights

Carpeted folding deck

Steel frame

Reinforced steel under chassis and legs

Finished in black powder epoxy

	Length	Width	Height
<b>in:</b>	96	48	16
<b>cm:</b>	244	122	41

Model 4141

4'x8' dual height stage

24"-32" heights

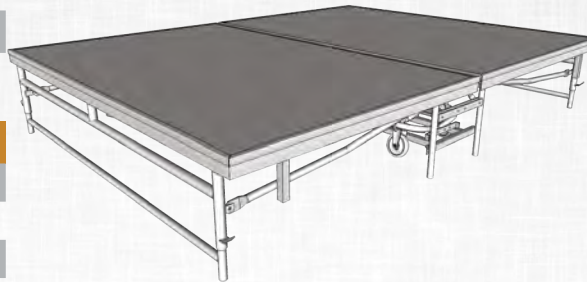
Carpeted folding deck

Steel frame

Reinforced steel under chassis and legs

Finished in black powder epoxy

	Length	Width	Height
<b>in:</b>	96	48	24
<b>cm:</b>	244	122	61



Model 4150

6'x8' dual height stage

16"-24" heights

Carpeted folding deck

Steel frame

Reinforced steel under chassis and legs

Finished in black powder epoxy

	Length	Width	Height
<b>in:</b>	96	72	16
<b>cm:</b>	244	183	41

Model 4151

6'x8' dual height stage

24"-32" heights

Carpeted folding deck

Steel frame

Reinforced steel under chassis and legs

Finished in black powder epoxy

	Length	Width	Height
<b>in:</b>	96	72	24
<b>cm:</b>	244	183	61

ADA Ramps

Model 4196-B

ADA Base Section

Guard rail with handrail

Model 4196-R


ADA Ramp Section

Guard rail with handrail

Model 4196-T

ADA Transition Section

Guard rail with handrail



The ADA ramp is an essential element of the complete staging system. Allowing anyone to use the stage and complying with the ADA, our Stage Ramp is available for any 16" or 24" high stage. The three sections connect securely together and give users a gentle slope up the stage itself.

For a 16" high stage, order models 4196-B and 4196-T. For all 24" high stages order all three ramp sections.

**Overall dimensions**  
 Sections 4196-B & 4196-T:  
 45"W x 187.75"L x 64"H  
 All three sections:  
 45"W x 290.25"L x 72"H

Chair/Table Stops

Model 4185

Reinforced steel tube construction

Finished in black powder-epoxy

	Length	Width
<b>in:</b>	4	8
<b>cm:</b>	11	21

\*Model 4185-3 - 3' length  
 \*Model 4185-4 - 4' length  
 \*Model 4185-5 - 5' length  
 \*Model 4185-6 - 6' length  
 \*Model 4185-8 - 8' length

Transport Carts

Model 4199-6

Our transport/storage cart is a key factor when it comes to fast set-up/break down and compact storage. The ramp sections and guard rails lean neatly against the frame of the cart and are secured by heavy duty poly straps. Call for more information.



**Guard Rails**

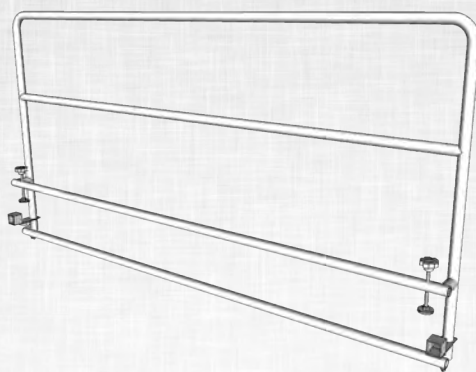
**Model 4170**

Round steel tube

Finished in black powder-epoxy

	Depth	Height
<b>in:</b>	7	28
<b>cm:</b>	18	72

\*Model 4170-3 - 3' length  
 \*Model 4170-4 - 4' length  
 \*Model 4170-8 - 8' length



**Model 4180**

Round steel tube

Finished in black powder-epoxy

	Depth	Height
<b>in:</b>	7	42
<b>cm:</b>	18	107

\*Model 4180-3 - 3' length  
 \*Model 4180-4 - 4' length  
 \*Model 4180-8 - 8' length

**Stairs**

**Model 4190**

Stairs for 16"-24" high stages

Two carpeted treads

	Depth	Width	Height
<b>in:</b>	22	38	16
<b>cm:</b>	56	97	41



**Model 4192**

Stairs for 16"-24" high stages

Guard rails

Two carpeted treads

	Depth	Width
<b>in:</b>	25.5	39
<b>cm:</b>	65	100

\*Model 4192-28 - 28" high guard rails (52" overall height)  
 \*Model 4192-42 - 42" high guard rails (65.5" overall height)



**Model 4193**

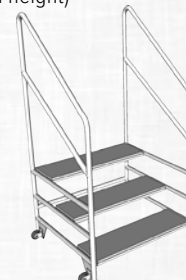
Stairs for 24"-32" high stages

Guard rails

Three carpeted treads

	Depth	Width
<b>in:</b>	35	38
<b>cm:</b>	89	97

\*Model 4193-28 - 28" high guard rails (66.5" overall height)  
 \*Model 4193-42 - 42" high guard rails (74" overall height)



**Skirting**

**Model 4162**

16"-24" high

Flat panel with box pleat valance

Washable flame retardant fabric

\*Model 4162-4 - 4' length  
 \*Model 4162-6 - 6' length  
 \*Model 4162-8 - 8' length



**Model 4163**

24"-32" high

Flat panel with box pleat valance


Washable flame retardant fabric

\*Model 4163-4 - 4' length  
 \*Model 4163-6 - 6' length  
 \*Model 4163-8 - 8' length





THE  
WORLDWIDE  
SYMBOL  
OF



CRAFTSMANSHIP



QUALITY





# Room Service Tables, Carts & Equipment

ROOM SERVICE TABLES | HOT BOXES & STORAGE RACKS | ROOM SERVICE CARTS



# ROOM SERVICE TABLES

Forbes offers a wide selection of attractive and functional room service tables, carts, and equipment to make your day-to-day operations run smoothly and efficiently.



\*Inset image shown with 6261 hot box (not included)

### Model 4951

*Bi-Fold design*

*Thermofoil top finish*

*Textured black powder epoxy painted steel frame*

*3" dual swivel wheels*

	Length	Width	Height
<b>in:</b>	36	43	31
<b>cm:</b>	92	110	79



### Model 4952

*Bi-Fold design*

*Laminate top finish*

*Chrome plated steel frame*

*4" black swivel wheels*

	Length	Width	Height
<b>in:</b>	35.5	39	31
<b>cm:</b>	91	100	79






# Features Advantages Benefits

Unique pivot design with only one moving part is easy and safe to use



Ultra lock design retains drop leaves in a horizontal position to reduce spillage



Heavy-duty furniture grade plywood top with laminate on both sides for easy cleaning and PVC edge banding for added protection




All welded stainless steel construction



Vinyl dipped hot box rails to reduce noise during transport and for ease of nestability



Two wheel brakes are standard on all Forbes room service tables



Soft ride gray wheel option is available, please call for pricing

ROOM SERVICE TABLES

## ULTRA SERIES



### Model 4961

*Ultra Series*

*Bi-Fold drop leaves*

*PVC edge banding*

*Brushed stainless steel frame*

*Vinyl dipped fixed hot box rails*

*Four swivel wheels (two with brakes)*

	Length	Width	Height
<b>in:</b>	35.5	39	29.5
<b>cm:</b>	91	100	75

\*Model 4962 for Tri-fold drop leaves



### Model 4960

*Ultra Series*

*Tri-Fold drop leaves*

*PVC edge banding*

*Brushed stainless steel frame*

*Vinyl dipped fixed hot box rails*

*Four swivel wheels (two with brakes)*

	Length	Width	Height
<b>in:</b>	36	43.5	29.5
<b>cm:</b>	92	111	75

\*Model 4959 for Bi-fold drop leaves





## DECO SERIES

### Model 4969

*Deco Series*

*Bi-Fold drop leaves*

*PVC edge banding*

*Textured black powder epoxy painted steel frame*

*Vinyl dipped fixed hot box rails*

*Four swivel wheels (two with brakes)*

	Length	Width	Height
<b>in:</b>	36	43	29.5
<b>cm:</b>	92	110	75

\*Model 4970 for Tri-fold drop leaves



*For improved nestability footprint*



Also available with Drop Shelf Option on Ultra and Deco Series. Specify WDS at time of ordering: (ex: ####-WDS)



### Model 4972

*Deco Series*

*Tri-Fold drop leaves*

*PVC edge banding*

*Textured black powder epoxy painted steel frame*

*Vinyl dipped fixed hot box rails*

*Four swivel wheels (two with brakes)*

	Length	Width	Height
<b>in:</b>	35	39.5	29.5
<b>cm:</b>	91	101	75

\*Model 4971 for Bi-fold drop leaves



**Tabletop Options**

**Bi-Fold**



**Tri-Fold**



**Tilt for Nestability**



**Frame Finish Options**

**Ultra**



**Deco**



**Hot Box Rail Options**

**Standard**



**With Drop Shelf (WDS)**



To order drop shelf, specify WDS at time of ordering:  
(ex: ####-WDS)

**Coupling Bracket**

**Model 6267**

*Joins tables together for multi-table transport*



**Flip Handle**

**Model 6266**

*Flips up for optimum push height*





# Features Advantages Benefits

## HOT BOXES & STORAGE RACKS

Transport your hot food with Forbes hot boxes. Our high-quality, stainless steel hot boxes are insulated and are available in both solid fuel and electric versions. Please call for more information.



Durable Stainless Steel exterior and lightweight aluminum interior and shelves for efficient heat distribution

Non-mechanical latch with single hand operation



Extra thick insulation in a double-wall construction to retain interior heat and reduce exterior heat

HOT BOXES & STORAGE RACKS



- NEW ITEM



- BEST SELLER



- REDUCED PRICE



- QUICK SHIP



- GOOD/BETTER/BEST

Hot Boxes



Model 6272

Ultra Series

Electric, insulated

	Length	Width	Height
<b>in:</b>	15	14	20
<b>cm:</b>	39	36	51

\*Model 6271 - Solid fuel, insulated



Model 6268

Mobile hot box with retractable handle

Electric, insulated

	Length	Width	Height
<b>in:</b>	15	15	20
<b>cm:</b>	39	39	51

\*Model 6269 - Solid fuel, insulated



Model 6261

Deco Series

Solid fuel, insulated

	Length	Width	Height
<b>in:</b>	15	14	20
<b>cm:</b>	39	36	51

\*Model 6262 - Electric, insulated



Transport/Storage Cart



Model 6273

H.D. Steel tubular frame, zinc plated

Holds 6 hot boxes

	Length	Width	Height
<b>in:</b>	20	40	64
<b>cm:</b>	51	102	163



# ROOM SERVICE CARTS

Forbes room service carts are functional, durable, and attractive. These room service cart designs are available in many finishes and can be custom made to fit your needs. Please call for more information.



**Model 4965**

Laminate finish

Three sided cabinet

Four shelves (two adjustable)

Section for hot box with stainless steel skid rails

	Length	Width	Height
<b>in:</b>	31	21	45
<b>cm:</b>	79	54	115

\*Shown with custom finish



**Model 4968**

Laminate finish

Three-sided Avonite top

Enclosed cabinet with two drawers

Section for hot box with stainless steel skid rails

Section with one intermediate adjustable shelf and three brass stemware holders

Narrow section on left with three mini compartments

Brushed stainless steel handle

Four revolving corner bumpers

8" gray cushion wheels

	Length	Width	Height
<b>in:</b>	46	21	40
<b>cm:</b>	117	54	102

\*Shown with custom finish



ROOM SERVICE CARTS



# Signage, Easels & Flip Charts

MENU STANDS | SIGN STANDS | POSTER STANDS | FLIP CHARTS | EASELS





## MENU, SIGN & POSTER STANDS

Forbes has an extensive range of signage models to choose from. Whether you're looking for traditional or contemporary designs, Forbes' collection of signage is sure to please. To further enhance customization options, all Forbes' signage is available in a wide variety of styles and finishes, and custom design requests are welcome.

• ***CUSTOM DIGITAL SIGNAGE  
UNITS ARE AVAILABLE***

• ***LET FORBES HELP TURN YOUR  
DREAMS INTO A REALITY***

• ***CALL FOR MORE INFORMATION***



MENU, SIGN & POSTER STANDS



- NEW ITEM



- BEST SELLER



- REDUCED PRICE



- QUICK SHIP



- GOOD/BETTER/BEST

MENU, SIGN & POSTER STANDS



**Model 6820**

*Sign stand*

*Wood and Avonite base*

*Two sided acrylic window*

*Window dims: 16" x 14"*

**Height**

**in:** 54

**cm:** 138



**Model 6836**

*Menu stand*

*Brass with weighted base*

*Reeded post*

*Window dims: 29" x 20"*

**Height**

**in:** 49.5

**cm:** 126



**Model 6830-PS**

*Sign stand*

*Polished stainless steel with weighted base*

*Window dims: 16" x 14"*

**Height**

**in:** 55.5

**cm:** 141



**Model 6823**

*Menu stand*

*Avonite base with hardwood reinforcements*

*Decorative wood post*

*Window dims: 15.75" x 13.75"*

**Height**

**in:** 45

**cm:** 115



**Model 6817**

*Poster stand with powder-epoxy painted frame and base*

*Open frame (no acrylic)*

*Brass with weighted base*

*Window dims: 14" x 22"*

**Height**

**in:** 70

**cm:** 178





# FLIP CHARTS & EASELS

Forbes collection of attractive and durable easels and flip charts are available in a wide variety of styles sure to compliment the decor of any establishment.



## Model 8160

Flip chart

Painted steel

Pencil ledge

	Length	Width	Height
in:	26	28	67
cm:	67	72	171



## Model 6800

Solid Oak easel

Fixed ledge

Decorative plant-on

	Depth	Width	Height
in:	24.5	24	67
cm:	63	61	171



## Model 6812

Brushed stainless steel easel

Adjustable ledge

Mitered top design

	Depth	Width	Height
in:	20	24	66.5
cm:	51	61	169



## Model 6811

Solid tubular brushed brass easel

Adjustable ledge

Shown with 6809 top clamp (not included on base model)

	Depth	Width	Height
in:	20	24	66.5
cm:	51	61	169


\*Model 6811-PS - Polished stainless steel  
\*Model 6811-SS - Brushed stainless steel





# Public Guidance Systems

CLASSIC STANCHIONS | RETRACTABLE BELTRAC STANCHIONS





# CLASSIC STANCHIONS

Forbes offers an extensive line of public guidance systems. With post choices in stainless steel and solid brass along with our various rope color and finial options you are assured of finding the right combination for your facility.

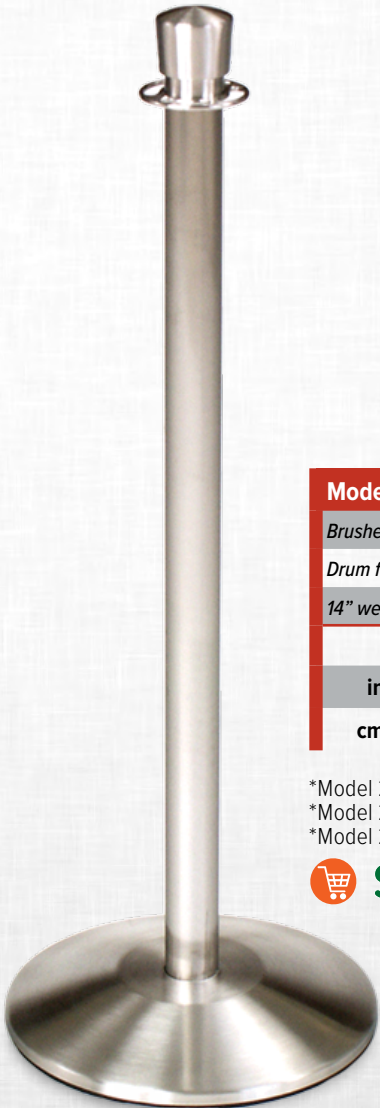
<b>Model 2746</b>
<i>Brushed brass</i>
<i>Ball finial</i>
<i>14" weighted flared base</i>
<b>Height</b>
<b>in:</b> 40.75
<b>cm:</b> 104

- \*Model 2744 - Brushed stainless steel
- \*Model 2745 - Polished stainless steel
- \*Model 2747 - Polished brass



<b>Model 2740</b>
<i>Brushed stainless steel</i>
<i>Drum finial</i>
<i>14" weighted flared base</i>
<b>Height</b>
<b>in:</b> 39
<b>cm:</b> 100

- \*Model 2741 - Polished stainless steel
- \*Model 2742 - Brushed brass
- \*Model 2743 - Polished brass



CLASSIC STANCHIONS

CLASSIC STANCHIONS



<b>Model 2735</b>
<i>Polished stainless steel</i>
<i>Ball finial</i>
<i>11" weighted bell base</i>
<b>Height</b>
<b>in:</b> 40.75
<b>cm:</b> 104

\*Model 2734 - Brushed stainless steel  
 \*Model 2736 - Brushed brass  
 \*Model 2737 - Polished brass



<b>Model 2733</b>
<i>Polished brass</i>
<i>Drum finial</i>
<i>11" weighted bell base</i>
<b>Height</b>
<b>in:</b> 39
<b>cm:</b> 100

\*Model 2730 - Brushed stainless steel  
 \*Model 2731 - Polished stainless steel  
 \*Model 2732 - Brushed brass



<b>Model 2723</b>
<i>Polished brass</i>
<i>Drum finial</i>
<i>15" weighted flat base</i>
<b>Height</b>
<b>in:</b> 37.5
<b>cm:</b> 96

\*Model 2720 - Brushed stainless steel  
 \*Model 2721 - Polished stainless steel



<b>Model 2725</b>
<i>Polished stainless steel</i>
<i>Ball finial</i>
<i>15" weighted flat base</i>
<b>Height</b>
<b>in:</b> 37.5
<b>cm:</b> 96

\*Model 2724 - Brushed stainless steel  
 \*Model 2727 - Polished brass



Rope Color Options

Velour

Vinyl



Snap Hook Finish	4' length	5' length	6' length
Brushed Stainless Steel	2784-4	2784-5	2784-6
Polished Stainless Steel	2785-4	2785-5	2785-6
Polished Brass	2786-4	2786-5	2786-6

Snap Hook Finish	4' length	5' length	6' length
Brushed Stainless Steel	2780-4	2780-5	2780-6
Polished Stainless Steel	2781-4	2781-5	2781-6
Polished Brass	2782-4	2782-5	2782-6



# RETRACTABLE BELTRAC® STANCHIONS

Forbes offers an extensive line of public guidance systems. With post choices in stainless steel, solid brass, chrome plated and textured black paint along with our various belt colors and accessories you are assured of finding the right combination for your facility.

*Value Plus Series*

<b>Model 2701</b>
<i>Chrome plated finish</i>
<i>7 foot Beltrac</i>
<i>12.5" weighted base</i>
<b>Height</b>
<b>in:</b> 40
<b>cm:</b> 102

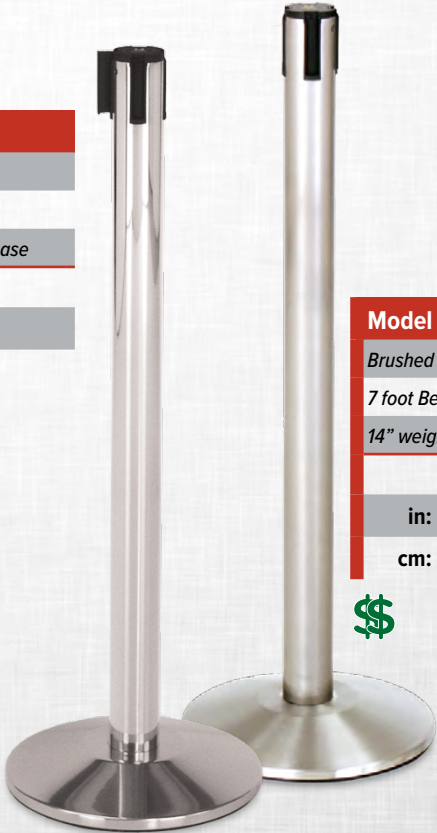


<b>Model 2700</b>
<i>Textured black finish</i>
<i>7 foot Beltrac</i>
<i>12.5" weighted base</i>
<b>Height</b>
<b>in:</b> 40
<b>cm:</b> 102



*Deluxe Series*

<b>Model 2712</b>
<i>Polished stainless steel</i>
<i>7 foot Beltrac</i>
<i>14" weighted titanium base</i>
<b>Height</b>
<b>in:</b> 40
<b>cm:</b> 102



<b>Model 2711</b>
<i>Brushed stainless steel</i>
<i>7 foot Beltrac</i>
<i>14" weighted titanium base</i>
<b>Height</b>
<b>in:</b> 40
<b>cm:</b> 102



RETRACTABLE BELTRAC

Prestige Series


**Model 2704**

Textured black finish  
7 foot integrated Beltrac  
14" weighted base

Height

in: 40

cm: 102



**Model 2705**

Chrome plated finish  
7 foot integrated Beltrac  
14" weighted base

Height

in: 40

cm: 102



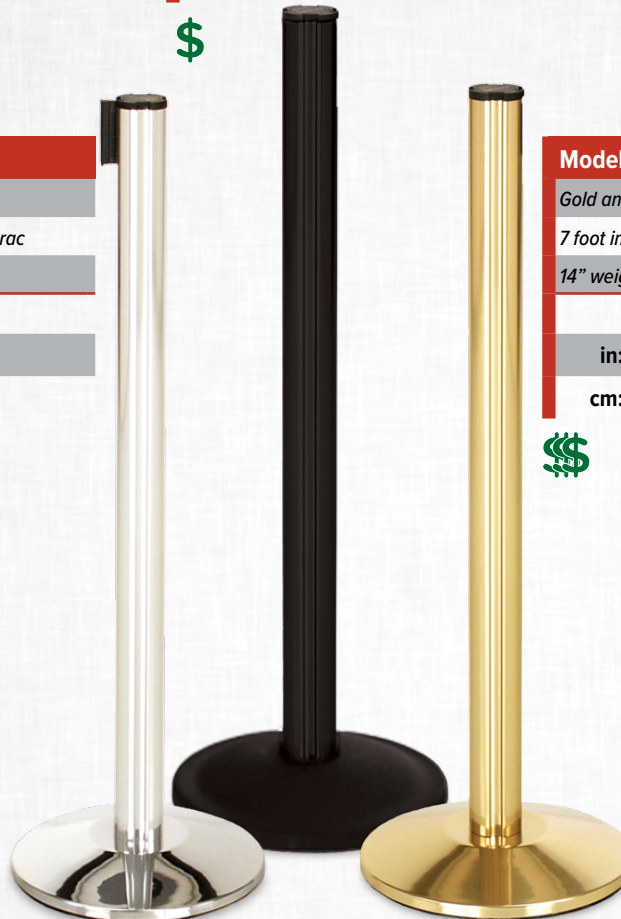
**Model 2706**

Gold anodized finish  
7 foot integrated Beltrac  
14" weighted base

Height

in: 40

cm: 102



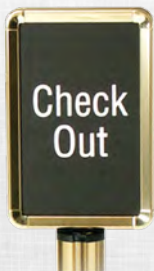
**Model 2799**

Stanchion transport cart  
Steel superstructure  
Heavy duty non-marking wheels

	Length	Width	Height
in:	50	25	57
cm:	127	64	145

Sign Frames

Sign Frames available in Gold, Chrome, Satin Aluminum or Black Matte



**Model 2760 (Beltrac)**


7" x 11" sign frame  
\*Model 2761 for Drum top, classic



**Model 2762 (Beltrac)**

11" x 14" sign frame  
\*Model 2763 for Drum top, classic

Belt Colors







# Forbes Express Line

USUALLY SHIPS IN ONE WEEK OR LESS!



# FORBES EXPRESS LINE

The Forbes Express Line of products are affordable and usually ready to ship within a week or less. We offer a variety of products for you to choose from, and all of them are backed by the quality and guarantee of Forbes' superior craftsmanship. When you need a product to fit your budget, and in a hurry, look to Forbes Express Line for all of your "quick-ship" solutions.

### Model 4010

*Finished in Mahogany Thermofoil*

*Open back with intermediate shelf*

*Interior finished in black*

*Built-in cable management*

	Depth	Width	Height
<b>in:</b>	23.25	25.5	46.75
<b>cm:</b>	59	65	119



### Model 4030

*Three shelves finished in Mahogany Thermofoil*

*Stainless steel posts*

	Length	Width	Height
<b>in:</b>	36	18	30.75
<b>cm:</b>	92	46	79



### Model 4951

*Oval tabletop finished in Mahogany Thermofoil*

*Two bi-fold leaves*

*Black painted steel frame*

	Length	Width	Height
<b>in:</b>	36	43	29.5
<b>cm:</b>	92	110	75

\*Shown with 6261 hot box (not included on base model)





**Model 4959**

*Oval tabletop*

*Two bi-fold drop-leaves*

*Black vinyl-dipped hot box rack*

*Four swivel wheels, two with brakes*

	Length	Width	Height
<b>in:</b>	36	43	29.5
<b>cm:</b>	92	110	75



**Model 4960**

*Oval tabletop*

*Two tri-fold drop-leaves*

*Black vinyl-dipped hot box rack*

*Four swivel wheels, two with brakes*

	Length	Width	Height
<b>in:</b>	36	43.5	29.5
<b>cm:</b>	92	111	75



**Model 6272**

*Ultra series*

*Electric, insulated*

	Length	Width	Height
<b>in:</b>	15	14	20
<b>cm:</b>	39	36	51

\*Solid Fuel (canned heat) version - Model 6271





- NEW ITEM



- BEST SELLER



- REDUCED PRICE



- QUICK SHIP



- GOOD/BETTER/BEST



**Model 6860-MH-UP**

*Two horizontal cross braces*

*Brass plated steel rivets at pivot points*

*Solid oak construction*

*Mahogany finish with brown poly straps*

	Depth	Width	Height
<b>in:</b>	16	18	31.5
<b>cm:</b>	41	46	81



FORBES EXPRESS LINE



**Model 6861-WA-UP**

*Two horizontal cross braces*

*Brass plated steel rivets at pivot points*

*Solid oak construction*

*Extra tall 36" height*

*Walnut finish with brown poly straps*

	Depth	Width	Height
<b>in:</b>	16	18	36
<b>cm:</b>	41	46	92







**Model 4070-6**

- Cabinet finished in Mahogany Thermofoil*
- Serving countertop finished in black*
- Open back with stainless steel working countertop*
- Stainless steel sink with drain*
- Two stainless steel speed rails*
- Four corner bumpers*
- Interior finished in black*

	Length	Width	Height
<b>in:</b>	72.5	25.5	49.5
<b>cm:</b>	185	65	126



**Model 7007**

- Finished in Mahogany Thermofoil*
- Steel leg reinforcements*
- Caster mounting leg caps*

	Length	Width	Height
<b>in:</b>	84	29.75	33.5
<b>cm:</b>	214	76	86



**Model 7010-MH**

- Solid knotty pine construction*
- Mahogany finish*
- Folding legs*

	Length	Width	Height
<b>in:</b>	84	30	33.5
<b>cm:</b>	214	77	86



Model	Page	Model	Page	Model	Page	Model	Page
2700	107	4163	89	4875-6	12	5565	58
2701	107	4163-4	89	4876-5	12	5566	58
2704	108	4163-6	89	4876-6	12	5578	58
2705	108	4163-8	89	4876-8	12	5579	58
2706	108	4170	89	4878-5	14	5590	57
2711	107	4170-3	89	4878-6	14	5635	59
2712	107	4170-4	89	4878-8	14	5746	15, 61
2720	106	4170-8	89	4879-5	13	5746-2	15, 61
2721	106	4180	89	4879-6	13	5746-3	15, 61
2723	106	4180-3	89	4879-8	13	5746-D	15, 61
2724	106	4180-4	89	4880-5	12	5759	58
2725	106	4180-8	89	4880-6	12	5765-5	11
2727	106	4185	88	4880-8	12	5765-6	11
2730	106	4185-3	88	4883	18	5765-8	11
2731	106	4185-4	88	4885	7, 17	5767-5	11
2732	106	4185-5	88	4886-W	19, 23	5767-6	11
2733	106	4185-6	88	4887	18	5767-8	11
2734	106	4185-8	88	4895	72	5769-5	8, 10
2735	106	4190	89	4898	74	5769-6	8, 10
2736	106	4192	89	4900	74	5769-8	8, 10
2737	106	4192-28	89	4941	39	5771-5	6, 9
2740	105	4192-42	89	4943	39	5771-6	6, 9
2741	105	4193	89	4945	39	5771-8	6, 9
2742	105	4193-28	89	4946	39	5773-6	22
2743	105	4193-42	89	4948	39	5776-5	9
2744	105	4196-B	88	4951	92, 110	5776-6	9
2745	105	4196-R	88	4952	92	5776-8	9
2746	105	4196-T	88	4959	94, 111	5777-6	7, 10
2747	105	4199-6	88	4960	94, 111	5779-5	8, 10
2760	108	4402	65	4961	94	5779-6	8, 10
2761	108	4403	64	4962	94	5779-8	8, 10
2762	108	4410	64	4965	99	5781-5	11
2763	108	4419	65	4968	99	5781-6	11
2780-4	106	4420	15	4969	95	5781-8	11
2780-5	106	4426	15	4970	95	5783-6	9
2780-6	106	4437	19	4971	95	5789-5	11
2781-4	106	4541	54	4972	95	5789-6	11
2781-5	106	4542	54	5005	75	5789-8	11
2781-6	106	4645	55	5006	75	5790-5	12
2782-4	106	4740	57	5200	36	5790-6	12
2782-5	106	4757	57	5201	36	5790-8	12
2782-6	106	4790	59	5202	37	5806-6	6, 10
2784-4	106	4832	59	5203	37	5808	6, 16
2784-5	106	4847-5	14	5206	36	5833	59
2784-6	106	4847-6	14	5210	37	5860	8, 16
2785-4	106	4847-8	14	5220-6	38	5868	8, 17
2785-5	106	4859-5	13	5230	35	5870	16
2785-6	106	4859-6	13	5231	35	5873	17, 22
2786-4	106	4859-8	13	5240	35	5881	6, 16
2786-5	106	4861-5	13	5515	53	5887	7, 17
2786-6	106	4861-6	13	5520	56	5890	69
2799	108	4861-8	13	5524	55	5891	70
4010	74, 110	4863-5-S	23	5526	56	5898	75
4030	54, 110	4863-5-W	15, 23	5527	56	5898-VSB	75
4070-6	14, 113	4865-5	14	5528	56	5899	70
4140	88	4865-6	14	5529	56	5901	72
4141	88	4865-8	14	5530	55	5912	71
4150	88	4869-5	9	5534	55	5913	70
4151	88	4869-6	7, 9	5535	55	5914	71
4162	89	4869-8	9	5538	55	5915	72
4162-4	89	4873-5	13	5539	55	5916	72
4162-6	89	4873-6	13	5557	57	5918	72
4162-8	89	4873-8	13	5562	57	5920	71









Established 1919



Forbes Industries is a U.S. based manufacturer with over 90 years of experience in the design and manufacturing of mobile carts and static products. All products are manufactured in our state of the art facility in California and ships worldwide. We apply our core values to every product produced: engineered with safety, durability, functionality and attractive appearance.

A leading manufacturer of Hospitality, Food & Beverage Products and Audio-Visual Furniture, Forbes stands by a philosophy that blends an uncompromising commitment to quality and excellence with a dedication to technological advancement and innovation.

Hospitality product range includes: Luggage & Housekeeping Carts, Linen and Laundry Carts, Janitorial Carts, Luggage Racks, Buffet Systems, Lecterns, Mobile Bars, Room Service Tables & Hot Boxes, Signage, Service Carts, Public Guidance Systems, Cooking Carts, Induction Tables, Tray Stands, Easels and Flip Charts, Dance Floors and Staging.

Forbes utilizes high quality materials such as steel, stainless steel, plastic, wood, brass, acrylic and glass, incorporating quality & value through innovative techniques in every model.



## Notes



**Forbes Industries - Food & Beverage Catalog VOL. II**

[www.forbesindustries.com](http://www.forbesindustries.com) | [sales@forbesindustries.com](mailto:sales@forbesindustries.com)

1933 East Locust street | Ontario, California 91761

Phone: 800.832.5427 | Fax: 909.923.1969

We reserve the right to change and improve our products

Join us on Social Media!      

© Forbes industries 2016



FORBES INDUSTRIES - **FOOD & BEVERAGE CATALOG VOL. II**  
WWW.FORBESINDUSTRIES.COM | SALES@FORBESINDUSTRIES.COM  
1933 EAST LOCUST STREET | ONTARIO, CALIFORNIA 91761  
PHONE: 800.832.5427 | FAX: 909.923.1969  
WE RESERVE THE RIGHT TO CHANGE AND IMPROVE OUR PRODUCTS  
JOIN US ON SOCIAL MEDIA!        
© FORBES INDUSTRIES 2016