

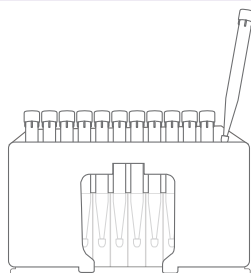
instructions for use

96-autorack for smooth Mitra[®] samplers

Follow these steps to collect accurate microsamples with this device.
Questions? support@neoteryx.com

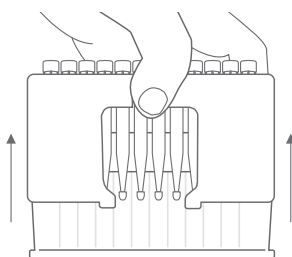
Step 1

Label microsamplers and/or autorack according to your needs/protocol.



Step 2

Remove autorack from the collection plate it is resting in by removing the tape holding autorack and collection plate together and then lifting the autorack up.



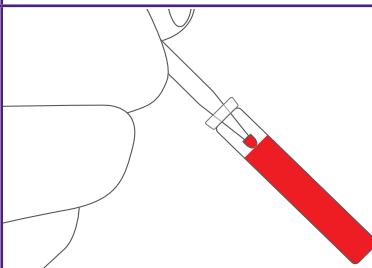
Step 3

Remove a micro-sampler from autorack and apply tip to surface of fluid sample.

for blood

Watch sampler tip go FULLY red and then count 2 additional seconds. SLOWLY and SMOOTHLY remove sampler tip from blood.

for clear fluids (e.g. urine, tears, saliva)
Count 6 seconds while holding the sampler tip in the fluid then SLOWLY and SMOOTHLY remove it.

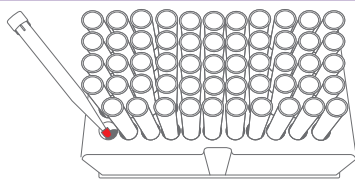


IMPORTANT!

- Do NOT submerge the entire micro-sampler tip in fluid
- Tip should always point downward towards floor
- Do NOT drop blood/fluid onto the micro-sampler from above

Step 4

Return sampler to autorack and repeat step 3 for remaining samplers. Do not touch side walls of rack with sampler upon entry.

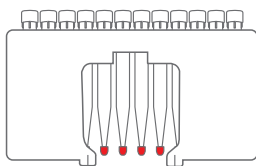


Step 5

Dry microsamplers in rack under ambient conditions (~ 3 hours).

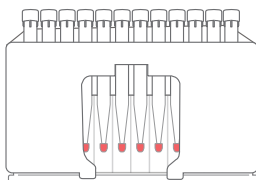
note

The collection plate should ALWAYS be removed from the 96-autorack during the drying process to allow air to freely circulate around microsamplers. Wait a minimum of 3 hours to ship microsamplers to ensure dryness.



Step 6

Dried microsamplers can be returned to the collection plate and box for storage/transportation or extracted for analysis.



Disclaimer

The Mitra Microsampler class I medical device is for direct specimen collection of blood and other biological fluids. It is not specific to any clinical test nor does it provide a clinical diagnostic outcome of any nature. Clinical diagnostic laboratories, using the Mitra device for specimen collection, must validate tests according to their organizational needs.



Neoteryx LLC
421 Amapola Avenue
Torrance, CA 90501, USA
310-787-8747
www.neoteryx.com



Neoteryx LLC
C/O - DBSL
De Asselen Kuil 12
6161RD Geleen
The Netherlands