



 **HOLGANIX**[®]
Soil Nourishing Root Stimulating™

**PRODUCT
CATALOG**

holganix.com

Created by Holganix™

At Holganix, our mission is to *Revolutionize the Way the World Grows*. Our commitment extends to the way you grow your business, your team and of course your plants.

With a focus on biology as the solution to plant health, Holganix is continually pioneering new methods of incorporating microorganisms, microbe food and nutrient enhancers to build resilient plants and healthier soils.

Why does biology matter? Plant health begins with the soil. Having healthy soil creates a happy plant. The soil ecosystem when complete, acts as a habitat for the plant, feeds the plant with nutrients, defends the plant from pathogens and increases the plant's ability to perform under stress. That's why caring for plant health and soil health are synonymous.

Our flagship product line, Bio 800+ provides a complete ecosystem in a bottle, containing over 800 species of beneficial microorganisms, microbe food and nutrient enhancers. It's changing the soil at a fundamental level and building a support system for your plant that's going to mean huge improvements in plant resilience.

As our company evolved, so have our product lines. PB1, PreBiotic Fertilizer and ProBiotic Fertilizer all nurture plant and soil health in their own, unique way.

When used in combination with one another, the Holganix product lines nourish the soil and your plants. The result? As green industry professionals, you have the tools to do your best work and to grow the most beautiful plants possible.

Thank you for your support!
With Gratitude,



Barrett Ersek
Founder and CEO
Holganix



1

Bio 800+

Delivers Abundant,
Diverse Microorganisms
Pages 1 - 8



2

PB1

Delivers Targeted Microorganisms
Pages 9 - 12



3

PreBiotic Fertilizer

Delivers Nutrients And
Microbe Food
Pages 13 - 16



4

ProBiotic Fertilizer

Delivers Nutrients And
Microorganisms
Pages 17 - 20



5

Recommended Programs

Products to Consider When Building Programs
Pages 21 - 24

6

RADs, Refrigerators + Equipment

Storing And Using Bio 800+
Pages 25 - 31





BIO 800+

PRODUCT BENEFITS 3

USE GUIDE 4

INGREDIENTS 5

CASE STUDIES 6



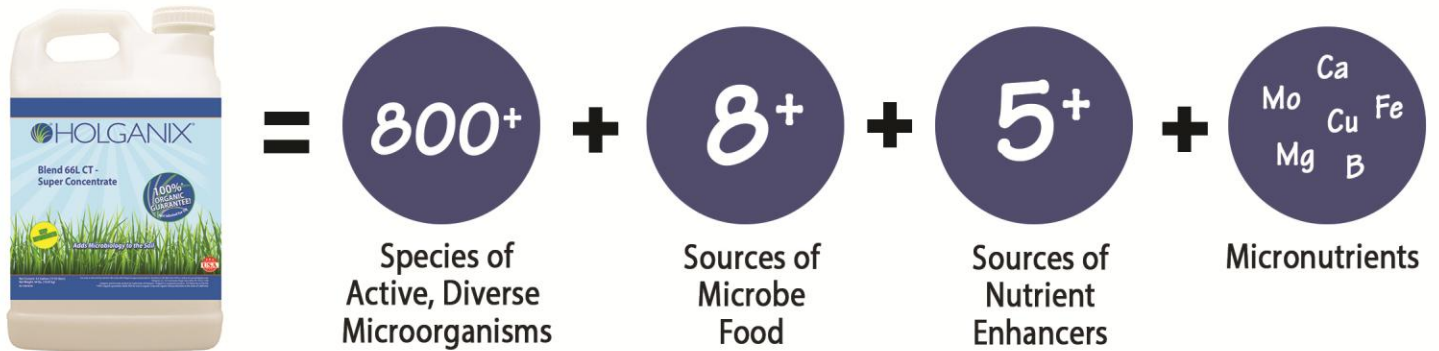
Bio 800⁺ products provide the complete ecosystem of microorganisms needed for soil and plant health. Containing over 800 species of beneficial microorganisms, microbe food and nutrient enhancers, Bio 800⁺ is changing the soil at a fundamental level to build strong roots and resilient plants.



Bio 800⁺ products are 100% organic and are both *university and field-tested* to deliver optimal plant performance while using fewer fertilizers, pesticides and water. Because quality control is important to Holganix, each batch of Bio 800⁺ material produced is DNA Fingerprinted.



What's in a jug of Bio 800+?



Key Benefits of the Bio 800+ Product Line

The active community of microorganisms in Bio 800+ create healthy soils that feed the plant with nutrients, defend the plant from pathogens and increase the plant's ability to perform under stress.

- ↑ Plant Resilience, Increasing Tolerance
- ↑ Root Depth and Density
- ↑ Soil Health
- ↓ Reduce Inputs: Fertilizer, Pesticides and Water

Bloom Benefits

- Boosts color and size
- Reduces transplant shock

Tree and Shrub Benefits

- Reduces transplant shock
- Increases vibrancy of foliage

Golf Benefits

- Reduces thatch and recovery time
- Increases playability

Lawn Benefits

- Differentiates your business from the competition
- Reduces surge growth

Agriculture Benefits

- Increases yield
- Boosts brix index

What Are The Key Ingredients In Bio 800+?

Active Microorganisms

Concentrated Compost Tea: Patented green compost extract from one of 11 climate zones across the U.S. containing 296 genera, with over 800 species of microorganisms that foster a diverse soil ecosystem.

Plant Growth Promoting Bacteria (PGPB): Promotes plant growth, breaks down organic matter, solubilizes nutrients, provides plant growth hormones and displaces pathogens.

Trichoderma Fungi: Colonizes roots, attacks fungi and induces the plant's natural defense system.

Penicillium Fungi: Breaks down organic matter, releases organic acids and nutrients, secretes biochemistry useful to the soil and induces plant response to pathogens.

Endo and EctoMycorrhizae: Assists with water, mineral and nutrient uptake.

Nitrogen-Fixing Bacteria: Aids in the nitrification process, making nitrogen available from the atmosphere and soil.

Beneficial Nematodes: Eats bacteria, fungi and other nematodes, and excretes nutrients to the soil.

Protozoa: Eats bacteria and releases nutrients to the soil.

Sources of Microbe Food

Gluten: A nitrogen (N) source.

Saccharomyces Cerevisiae: Aids in rooting and serves as a food source for microorganisms in the soil.

Auxins: A plant growth hormone positively affecting cellular growth and differentiation.

Kelp: Stimulates uptake of nutrients, promotes seed germination and plant cell division.

Yucca Extract: A natural spreader-sticker, wetting agent and soil conditioner.

Sources of Nutrient Enhancers










Humic and Fulvic Acids: Supports respiration of microorganisms in the soil, enhances seed germination, promotes root development and absorption of micronutrients.

Amino Acids: Building blocks of proteins and a nitrogen sources for plants, essential for cell division and growth.

Kelp: See description above.

Plant Growth Promoting Bacteria: See description above.

How Do You Use Bio 800+ Products?

	 Holganix Lawn	 Holganix Golf	 Holganix Tree & Shrub	 Holganix Bloom
 Hose-End Sprayer	Fill hose-end container and set sprayer to highest setting	Fill hose-end container and set sprayer to highest setting	Fill hose-end container and set sprayer to highest setting	Fill hose-end container and set sprayer to highest setting
 Backpack & Hand Can Sprayer	25% Holganix 75% Water	25% Holganix 75% Water	Planting Rate: 25% Holganix 75% Water Maintenance Rate: 8 - 14 oz / gallon	Planting Rate: 25% Holganix 75% Water Maintenance Rate: 8 - 14 oz / gallon
 100 Gallon Sprayer	Hyper Inoculation Rate: 14 oz / 1,000 sq ft Maintenance Rate: 7 oz / 1,000 sq ft	Hyper Inoculation Rate: 14 oz / 1,000 sq ft Maintenance Rate: 5 - 7 oz / 1,000 sq ft	Planting Rate: 5 - 10 oz / 1,000 sq ft Maintenance Rate: 3 oz / 1,000 sq ft	Planting Rate: 5 - 10 oz / 1,000 sq ft Maintenance Rate: 3 oz / 1,000 sq ft
For optimal plant benefits, combine any Holganix Bio 800+ with Holganix Blue Sky and 2-10-20.				
	 Holganix Blue Sky 21-0-0 Maintenance Rate: 10 - 14 oz / 1,000 sq ft	 Holganix 2-10-20 Maintenance Rate: 1 - 3 oz / 1,000 sq ft		

Best Practices

Holganix Bio 800+ products: A 0-0-0 analysis and should be combined with reductions in nutrients for optimal results.

Sprayer Screen Size: 20 mesh or larger.

Sprayer Volume: Minimum 1.5 gal / 1,000 sq ft

Annual Application Goal: 28 – 42 oz / 1,000 sq ft depending on growing season.

Hyper Inoculation Rate: First-time applications should use a hyper inoculation rate to jump start initial biological activity. The hyper inoculation rate is double the maintenance rate.

Over Applying Encouraged: It's impossible to over apply Bio 800+ unless treating planters. When treating planters use the recommended rate.

Refrigeration: Holganix Bio 800+ is a living product. To ensure product is fresh, and microorganisms remain dormant, store in a refrigerator between 33° and 44°. Bio 800+ can be stored at room temperature up to 48 hours.



Before using Holganix Lawn and fertilizer in early spring.



After using Holganix Lawn and fertilizer in the fall.



Paul B. Latshaw pulls roots nurtured with Holganix Golf.



**Entrepreneurs: Caleb Ault
and Josh Bryan**
Lawn Care Company: UltraGreen Lawn Care
Location: AR, TN, FL

After using Holganix Lawn, Caleb and Josh both became huge Holganix enthusiasts.

Three key results:

1. Less Disease Pressure: "We've seen 50% less disease pressure than in previous years despite reducing fungicides," reports Caleb.
2. Greener, Healthier Lawns: Caleb and Josh report that their lawns have stayed greener longer and the turf also appears thicker.
3. It's all about the money: According to Josh, "We've seen a 15-20% savings in material cost." UltraGreen has also experienced less callbacks because of an overall increase in turf health.



Superintendent: Paul B. Latshaw
Golf Course: Muirfield Village Golf Club
Location: Dublin, OH
**Notable: Named Number 15 on Golf Digest's Top
100 Courses in America in 2015**

"I think one of the biggest benefits of Holganix Golf is root depth and density," says Paul B. Latshaw. "We started seeing a big rooting benefit in 2013." Between the Memorial and President's Cup, Paul increased a green by 40 yards in length and added two acres of undisturbed turf area.

On August 13, 2013, 45 days before the President's Cup, sod was installed. "The first thing we did was apply Holganix Golf."

By September 13, the renovation looked fantastic. "I've never been able to get sod established this quickly, especially at such a difficult time of year. Holganix Golf really helped. We had no issues going into the President's Cup."



Left plant treated with Holganix Bloom. Right plant was the control.




Entrepreneur: Denny Bengert
Greenhouse: Bengert Greenhouses
Location: West Seneca, NY
Notable: Bengert Greenhouses has 40 years in the business!

"When it comes to snake oil, I've seen it all!" states Denny. "Unlike those snake oil products, Holganix Bloom really does work!"

According to Denny, "Holganix Bloom places me in a better position to sell something lush."

Three Key Results:

1. Reducing Fertilizers: Denny reports reducing his fertilizers by 10 – 15% with Holganix Bloom.
2. Reducing Fungicides: "We've used less fungicides than ever before." So far, Denny has cut fungicides by 30%.
3. Development of the plant: Development of the plant has improved, allowing the plant to mature earlier and stay in peak conditions longer.




Brandon Haley uses Holganix Golf, Tree & Shrub and Bloom.



Head Grounds Keeper:
Brandon Haley
Campus: Red Diamond, Inc.
Location: Moody, AL
Notable: Named PGMS Green Star Award for Sustainability

"I won't plant anything on our property without Holganix Products," states Brandon. What has Brandon REALLY seen with Holganix Golf, Tree and Shrub and Bloom?

1. Reducing Irrigation: "We cut irrigation by 75% over the last 3 years. Holganix has contributed because our roots are so deep, I am able to go extra days without watering."
2. Reducing Fertilizers: Brandon cut nitrogen from 3.3 lbs in 2014, to 2.4 lbs in 2015 and finally to 1.9 lbs in 2016.
3. Enhancing Rooting: "Rooting results have floored me!" says Brandon who reports a 29-inch root, the largest in Holganix records to date.



Head Grounds Keeper: Dan Thomas
Stadium: Ed Smith Stadium, Training Facility
for the Baltimore Orioles
Location: Sarasota, Florida
Notable: 2016 STMA winner for Baseball Field
of the Year

Dan started applying Holganix Golf in 2014 after being referred by a friend at the Pittsburgh Pirates.

"It took a few months to really notice a huge difference when using Holganix Golf." But, with Holganix Golf, "the health of my turf is remarkable!"

What's the dirt on Dan's Holganix results?

1. Nitrogen Fertilizer: 40% reduction.
2. Irrigation: 50% reduction. From 1 hour each day to 30 to 35 minutes each day.
3. Seeding Reductions: 75% reduction in needed seed.



Demonstrates seed germination with Holganix Lawn and Blue Sky 21-0-0 after a renovation.



General Manager: Jeremy Boswell
Lawn Care Company: YardVarks
Location: Tulsa, Oklahoma

Jeremy applied Holganix Lawn and Blue Sky 21-0-0 after aeration and overseeding with Rye Fescue.

The original turf type was Bermuda and the property primarily consisted of highly disrupted soil due to a recent renovation.

Eight days later, the seed had germinated and new growth can readily be seen.

Traditionally, it would have taken Jeremy 14 days to see germination results.




PB1

PRODUCT BENEFITS 11

USE GUIDE 11

INGREDIENTS 11

CASE STUDIES 12




The PB1 Product Line contains a powerful dose of 4+ species of bacteria, 3 sources of microbe food and Armament™ Technology to increase the uptake of nutrients by the plant.

Get the most out of your fertility program while nurturing plant health through our PB1 Product Line.



What's in a jug of PB1?



PB1 Golf 2-0-0

- ↑ Nutrient Uptake
- ↑ Plant Resilience
- ↑ Root Depth and Density

PB1 LTO 4-0-2

- ↑ Nutrient Uptake
- ↑ Color Response
- ↑ Plant Resilience

Use Guide



GOLF

Inoculation Rate - 6 oz / 1,000 sq ft
 Maintenance - 3 oz / 1000 sq ft
 Apply monthly throughout the growing season

LAWNS

Inoculation - 3 oz / 1000 sq ft
 Maintenance - 2 oz / 1000 sq ft
 Apply monthly throughout the growing season

TREES AND SHRUBS

Add 64 to 128 oz per 100 gal water
 Apply directly to soil and/or spray on plants every 2 to 4 weeks



Entrepreneur: Rick Ritenour
Lawn Care Company: Ritenour Custom Lawn Care
Location: Pittsburgh, PA

"I like to do things differently and I think that biological products are the way of the future," says Rick Ritenour of Ritenour Custom Lawn Care.

But for Rick, convenience was extremely important. That's why he was drawn to PB1 LTO.

Overall, Rick has seen two key benefits:

1. A pop of green when combined with his fertilizer program.
2. Faster seed germination when applying PB1 LTO to his aeration and overseeding program.



Superintendent: Josh Adams
Golf Course: Woodhaven Country Club
Location: Louisville, KY

"If you aren't using PB1 Golf, you are missing out. I've seen healthier turf because of an increase in root density. When you have healthy roots, you have healthy turf," says Josh of Woodhaven Country Club.

What are Josh's favorite benefits?

1. "We've seen 4 – 6 inch roots all season long."
2. Reduced disease pressure.
3. Increased playability with firmer greens and less ball marks.




PREBIOTIC FERTILIZER

PRODUCT BENEFITS 15

USE GUIDE 16

INGREDIENTS 15




PreBiotic Fertilizers are powerfully efficient liquid nutrients combined with microbe food and nutrient enhancers.

Because PreBiotic Fertilizers contain microbe food, they function as the perfect complement to the Bio 800+ and PB1 Product Lines.



What's in a jug of PreBiotic Fertilizer?



Key Benefits of PreBiotic Fertilizer

- ↑ Plant and Soil Nutrients
- ↑ Soil Health

- ↑ Nutrient Uptake
- ↑ Great Complement to Other Holganix Products



HOLGANIX FLOWER 0-3-7

- Promotes flowering
- Includes Armament™ to boost nutrient uptake

HOLGANIX GROW 2-2-7

- Nurtures growth in young plants
- Includes Armament™ to boost nutrient uptake

HOLGANIX CALMAG 2-0-0

- Extends results throughout the season
- Increases color response
- Includes Armament™ to boost nutrient uptake

HOLGANIX PREBIOTIC 2-10-20

- Grows shoots and roots
- Includes Armament™ to boost nutrient uptake

HOLGANIX BLUE SKY 21-0-0

- Extends results through the season
- Increases color response

USE GUIDE

Blue Sky
21-0-0
and
2-10-20:

4-Part
Garden
Program:



Holganix Blue Sky 21-0-0

Maintenance Rate: 10 - 14 oz / 1,000 sq ft



Holganix PreBiotic 2-10-20

Maintenance Rate: 1 - 3 oz / 1,000 sq ft

- Use Holganix Blue Sky 21-0-0 and Holganix PreBiotic 2-10-20 in combination with Bio 800⁺ and/or PB1 products.
- All plants have different nutritional requirements, use the chart above as a guide.

Week	Week 1	Week 2	Week 3	Week 4	Week 5	Week 6	Week 7	Week 8	Week 9	Week 10	Week 11	Week 12
Product	VEGETATION	VEGETATION	VEGETATION	VEGETATION	TRANSITION	FLOWER	FLOWER	FLOWER	FLOWER	FLOWER	FLOWER	
Holganix Grow	5 ml	7.5 ml	15 ml	15 ml	7.5 ml	5 ml						H2O FLUSH
Holganix Flower					7.5 ml	7.5 ml	10 ml	15 ml	15 ml	15 ml	15 ml	H2O FLUSH
Holganix CALMAG	5 ml	7.5 ml	15 ml	15 ml	15 ml	15 ml	15 ml	15 ml	15 ml	15 ml	15 ml	H2O FLUSH
Holganix Bloom	60 ml	60 ml	60 ml	60 ml	60 ml	120 ml	120 ml	90 ml	90 ml	90 ml	90 ml	H2O FLUSH

- Amounts in ML/Gallon of Water.
- 12 week flowering cycle.
- Use Holganix Bloom throughout entire program.
- All plants have different nutritional requirements, use the chart above as a guide.



PROBIOTIC FERTILIZER

PRODUCT BENEFITS 19

USE GUIDE 19

INGREDIENTS 19

CASE STUDIES 20

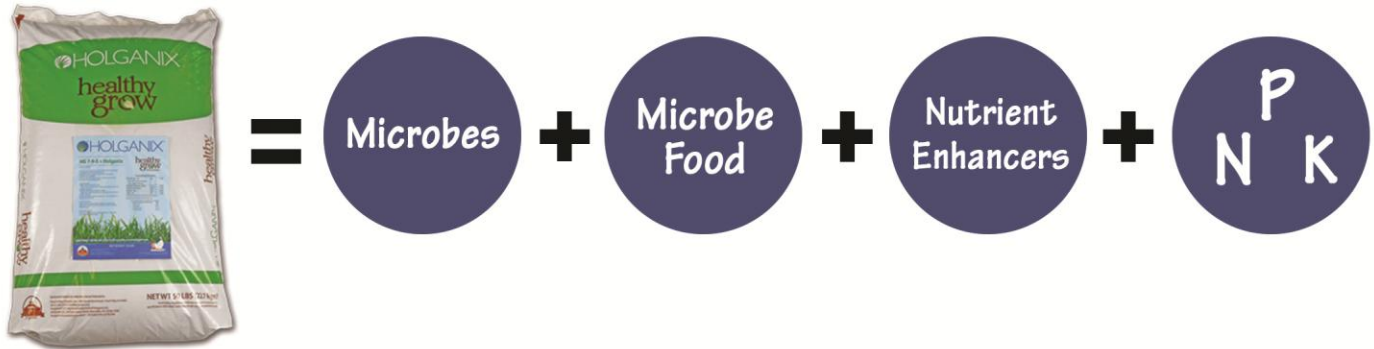


ProBiotic Fertilizers are organic or hybrid-organic granular fertilizers that provide a simple solution for turf and plant professionals to boost turf color, thickness and soil health.

Our ProBiotic Fertilizer embodies a synergistic relationship between high-quality Aerobically Composted Chicken Manure (ACCM) Fertilizer with microorganisms from Bio 800+.



What's in a Bag of ProBiotic Fertilizer?



Healthy Grow Infused with Holganix

- ↑ Root Depth and Density
- ↑ Green, Thick Turf
- ↑ Soil Health
- ↑ Inputs: Nutrients, Water and Pesticides

100% Organic Analysis:

- 2-4-3
- 5-2-3

Hybrid-Organic Analysis:


- 7-9-5
- 10-3-2

Use Guide

PRODUCT	RATE	POUNDS OF NITROGEN
Healthy Grow Infused Holganix 2-4-3	Apply 5-10 lbs/1000 sq ft	.1-.2
Healthy Grow Infused Holganix 5-2-3	Apply 6.25-12.5 lbs/1000 sq ft	.3-.63
Healthy Grow Infused Holganix 7-9-5	Apply 3.5-7 lbs/1000 sq ft	.25-.5
Healthy Grow Infused Holganix 10-3-2	Apply 3.4-4.6 lbs/1000 sq ft	.34-.46

Apply to dry turf. Always calibrate spreader to ensure proper application. Irrigate to move product down into the turf canopy before mowing.

*Custom Formulations, Combo Products and Control Products Available With Biodac Carrier.



Two years after using Healthy Grow Infused with Holganix 10-3-2 and Holganix Lawn.



General Manager: Justin Johonett
Lawn Care Company: Vivid Lawn
Location: Chadds Ford, PA

"We use both Healthy Grow Infused with Holganix 10-3-2 and Holganix Lawn," says Justin. Vivid Lawn has been using Holganix products since the Spring of 2014.

Overall, Justin says, "The lawns are thick and the roots look great. Plus, our customers love that we reduce our use of fertilizers and pesticides."

"One of my favorite times to use Healthy Grow Infused with Holganix is during seed germination and aeration in the fall. We've seen a HUGE increase in seed germination with the 7-9-5."



One year after using Healthy Grow Infused with Holganix 10-3-2 and Holganix Lawn.



Landscape Technician: Nick Miller
Lawn Care Company: Grasshopper Property Maintenance
Location: Millersburg, OH

Nick has been in charge of lawn fertilization at Grasshopper Property Maintenance in Ohio since 2013. Grasshopper uses Holganix Lawn, Holganix Tree and Shrub and several different analyses of the Healthy Grow Infused with Holganix product.

During a renovation project at his own house, he used a combination of Healthy Grow Infused with Holganix, Holganix Lawn and Foliar Pak.

It didn't take long for the turf to grow in thick and green. He's seen great root development and reports that the turf is recovering quickly after stress from traffic or weather.

"I love the source of carbon and nitrogen with Healthy Grow Infused with Holganix. It's a great product," says Nick.



RECOMMENDED PROGRAMS

TURF PROGRAMS 23

PLANT PROGRAMS 24

Whether you aim to create perfect turf before a championship tournament, incorporate organic methods to achieve optimal plant health or are looking for a simple solution to using biological products, Holganix has solutions for you.

The following pages detail product combinations to consider when building programs for turf and plant health care professionals. They are recommended guides. For a customized program to fit your turf and soil type, budget and agronomic goal, call 866-56-EARTH.



Products to Consider When Building Programs for **Turf Professionals**

TURF PERFORMANCE

<i>Product</i>	<i>Rate/1000 sq ft</i>	
Bio 800+ Golf/Lawn	7 oz	Cost: \$\$\$ Microbe Diversity: ✓✓✓ Nutrient Uptake: ✓✓✓ Plant Resilience: ✓✓✓ Root Health: ✓✓✓ Soil Health: ✓✓✓ Simple To Use: ✓✓
PB1 Golf/LTO	3 oz	
Blue Sky 21-0-0	10-14 oz	
PreBiotic 2-10-20	1-3 oz	

MICROBE BUILDER

<i>Product</i>	<i>Rate/1000 sq ft</i>	
Bio 800+ Golf/Lawn	7 oz	Cost: \$ Microbe Diversity: ✓✓✓ Nutrient Uptake: ✓✓ Plant Resilience: ✓✓ Root Health: ✓✓ Soil Health: ✓✓✓ Simple To Use: ✓✓
Blue Sky 21-0-0	10-14 oz	
PreBiotic 2-10-20	1-3 oz	

CONVENIENT BIOLOGY

<i>Product</i>	<i>Rate/1000 sq ft</i>	
PB1 Golf/LTO	3 oz	Cost: \$\$ Microbe Diversity: ✓ Nutrient Uptake: ✓✓ Plant Resilience: ✓✓ Root Health: ✓✓ Soil Health: ✓ Simple To Use: ✓✓✓
Blue Sky 21-0-0	14 oz	
PreBiotic 2-10-20	3 oz	

GRANULAR CARBON PUSHER

<i>Product</i>		
Healthy Grow Infused With Holganix		Cost: \$\$ Microbe Diversity: ✓✓ Nutrient Uptake: ✓✓ Plant Resilience: ✓✓ Root Health: ✓✓ Soil Health: ✓✓✓ Simple To Use: ✓✓✓
2-4-3	5-2-3	
7-9-5	10-3-2	

For additional use directions, visit "Use Guide" under desired product. These are basic recommendations. For a customized program to fit your turf and soil type, budget and agronomic goals, call (866-56-EARTH).

Products to Consider When Building Programs for **Flowers, Trees and Shrubs**

PLANT PERFORMANCE

<i>Product</i>	<i>Rate/1000 sq ft</i>	<i>Cost:</i>	<i>\$\$\$</i>
Bio 800+ T&S/Bloom	5-10 oz	Microbe Diversity:	✓✓✓
PB1 LTO	3 oz	Nutrient Uptake:	✓✓✓
Blue Sky 21-0-0	10-14 oz	Plant Resilience:	✓✓✓
PreBiotic 2-10-20	1-3 oz	Root Health:	✓✓✓
		Soil Health:	✓✓✓
		Simple To Use:	✓✓

MICROBE BUILDER

<i>Product</i>	<i>Rate/1000 sq ft</i>	<i>Cost:</i>	<i>\$</i>
Bio 800+ T&S/Bloom	5-10 oz	Microbe Diversity:	✓✓✓
Blue Sky 21-0-0	10-14 oz	Nutrient Uptake:	✓✓
PreBiotic 2-10-20	1-3oz	Plant Resilience:	✓✓
		Root Health:	✓✓
		Soil Health:	✓✓✓
		Simple To Use:	✓✓

INSTALLATION PROTECTION

<i>Product</i>	<i>Rate/1000 sq ft</i>	<i>Cost:</i>	<i>\$</i>
PB1 LTO	3 oz	Microbe Diversity:	✓✓✓
Blue Sky 21-0-0	14 oz	Nutrient Uptake:	✓✓
PreBiotic 2-10-20	1-3 oz	Plant Resilience:	✓✓
		Root Health:	✓✓
		Soil Health:	✓✓✓
		Simple To Use:	✓✓

4 - PART GARDEN PROGRAM

Week	Week 1	Week 2	Week 3	Week 4	Week 5	Week 6	Week 7	Week 8	Week 9	Week 10	Week 11	Week 12
*ML/gal water												
Product	VEGETATION	VEGETATION	VEGETATION	VEGETATION	TRANSITION	FLOWER	FLOWER	FLOWER	FLOWER	FLOWER	FLOWER	
Holganix Grow	5 ml	7.5 ml	15 ml	15 ml	7.5 ml	5 ml						H2O FLUSH
Holganix Flower					7.5 ml	7.5 ml	10 ml	15 ml	15 ml	15 ml	15 ml	H2O FLUSH
Holganix CALMAG	5 ml	7.5 ml	15 ml	15 ml	15 ml	15 ml	15 ml	15 ml	15 ml	15 ml	15 ml	H2O FLUSH
Holganix Bloom	60 ml	60 ml	60 ml	60 ml	60 ml	120 ml	120 ml	90 ml	90 ml	90 ml	90 ml	H2O FLUSH

<i>Cost:</i>	<i>\$</i>
Microbe Diversity:	✓✓✓
Nutrient Uptake:	✓✓
Plant Resilience:	✓✓
Root Health:	✓✓
Soil Health:	✓✓✓
Simple To Use:	✓✓

For additional use directions, visit "Use Guide" under desired product. These are basic recommendations.
 For a customized program to fit your turf and soil type, budget and agronomic goals, call (866-56-EARTH).



EQUIPMENT

UPRIGHT FRIDGE 27

DOUBLE DOOR FRIDGE 28

G33 FRIDGE 29

RAD 330 30

RAD 600 31





Because Holganix Bio 800⁺ is an active ProBiotic, it is kept cool to maintain vitality. The living microorganisms in Holganix Bio 800⁺ remain dormant when chilled between 33 and 44 degrees.

When exposed to warmer temperatures, the microorganisms come alive and start working to optimize plant health. But don't worry – Bio 800⁺ doesn't melt. Just make sure to put it back in the fridge within 48 hours.



Holganix Upright Fridge

Dimensions and Requirements



SYSTEM REQUIREMENTS

- 110 (20AMP) electrical circuits with outlets within 5ft from unit
- Treatment Area Required: 700,000 sq ft
- Must be filled 4 times per year
- Capacity: 8, 4.5 gallon jugs, or 16, 2.5 gallon jugs



Holganix Double Door Fridge

Dimensions
and
Requirements




SYSTEM REQUIREMENTS

- 110 (20AMP) electrical circuits with outlets within 5ft from unit
- Treatment Area Required: 2.5 Million sq ft
- Must be filled 4 times per year
- Capacity: 30, 4.5 gallon jugs, or 60, 2.5 gallon jugs



Holganix G33 Fridge

Dimensions
and
Requirements



SYSTEM REQUIREMENTS


- Garden hose supply line
- 1 - 110 (20AMP) electrical circuits with outlets within 5ft from unit
- Totes measure 42"W X 48"H X 48"D, Extra totes can be added for more water
- Treatment Area Required: 1.5 Million sq ft
- Must be filled 4 times per year
- Capacity: 33, 2.5 gallon jugs



One
20 AMP
DEDICATED
CIRCUIT

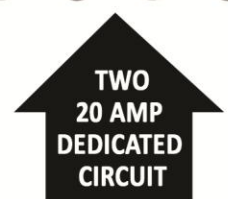
Holganix RAD 330

Dimensions and Requirements



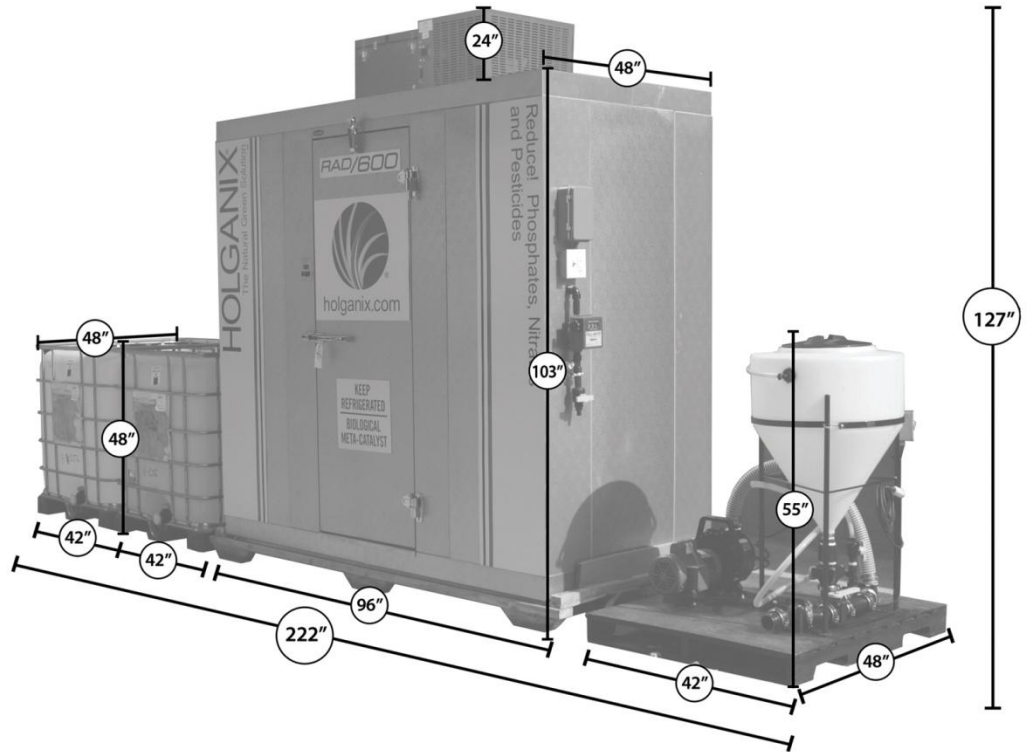
SYSTEM REQUIREMENTS

- Garden hose supply line
- 2 - 110 (20AMP) electrical circuits with outlets within 5ft from unit
- Totes measure 42"W X 48"H X 48"D, Extra totes can be added for more water
- Treatment Area Required: 3.5 Million sq ft
- Must be filled 4 times per year
- Capacity: 330 gallons



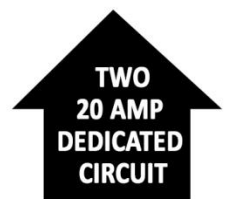

Holganix RAD 600

Dimensions and Requirements



SYSTEM REQUIREMENTS

- Garden hose supply line
- 2 - 110 (20AMP) electrical circuits with outlets within 5ft from unit
- Treatment Area Required: 11 Million sq ft
- Must be filled 4 times per year
- Capacity: 600 gallons



HOLGANIX

holganix.com • (866) - 563 - 2784



“I won’t plant anything on my property without Holganix.” -Brandon Haley, Red Diamond, Inc.

**“With Holganix, the health of my turf is REMARKABLE!”
-Dan Thomas, Ed Smith Stadium, Spring Training Facility for the Baltimore Orioles**

“Holganix’s transparency and high-quality organic product made the choice a no-brainer.” -Brad Spencer, Lush Organic Lawn Care

“I think one of the biggest benefits of Holganix is root depth and density.” -Paul B. Latshaw, Murifield Village Golf Club

**“I would absolutely recommend Holganix.”
-Jake Gargas, Crooked Stick Golf Club**

**Read the full stories at [Holganix.com](https://www.holganix.com)
#HolganixWorx • (866) - 563 - 2784**