

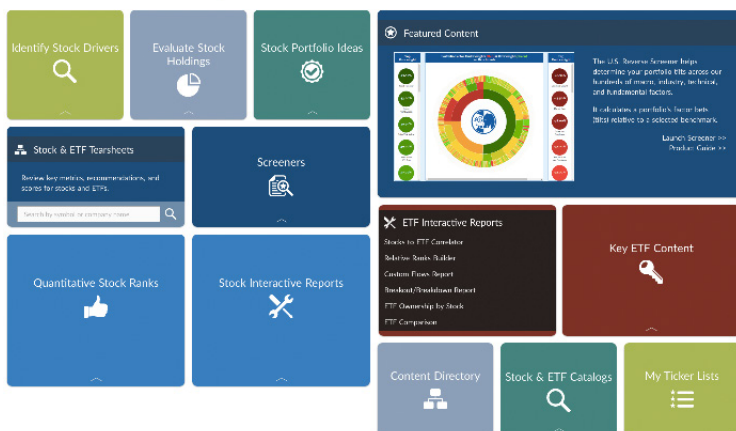


NDR EXPLORER

One intuitive interface....an infinite number of possibilities



CHARTS & REPORTS STOCKS & ETFS TOOLS



Over the past 35 years, we have developed insightful research through an objective, data-driven approach. In following and testing the data, our strategists have built an extensive library with a rare blend of fundamental and technical disciplines. Our thousands of charts and event studies, flexible data reports, and customizable tools will help you explore new ideas or validate existing ones.

- Expert curated content based on market trends and events
- Automated suggestions to help you discover new content
- Institutional-grade tools and powerful stock/ETF screeners
- Dive into popular indicators with interactive charting

[Start Exploring](#)

A BETTER WAY TO EXPLORE & DISCOVER

Wealth of Data in One Neat Package

A broad collection of clean data with an extensive library of recommendations, models, factors and other signals.

- 15,000+ Charts, Models, Indicators, & Historical Views
- 7,500+ Downloadable Data Sets
- 1,800+ Event Studies & Data Reports
- Powerful Set of Market, Stock & ETF Tools
- Plus ETF & Global Stock Screeners

Take a Guided Approach

NDR Explorer makes it easy to discover meaningful content with expert guided options and intelligent search features. Let our strategists guide you with curated topics, a topical list of the most relevant and interesting content related to current market trends and events. Discover new ideas and stay informed.

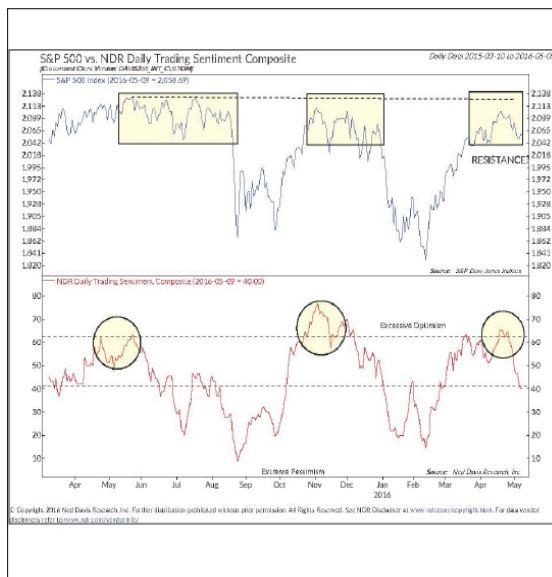
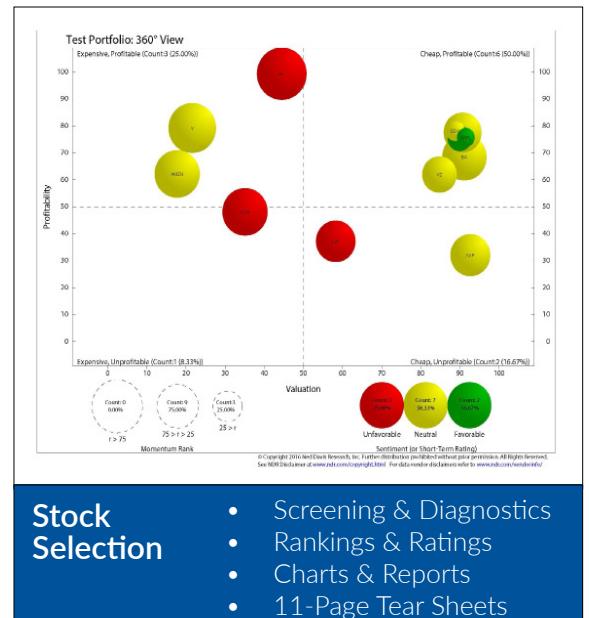
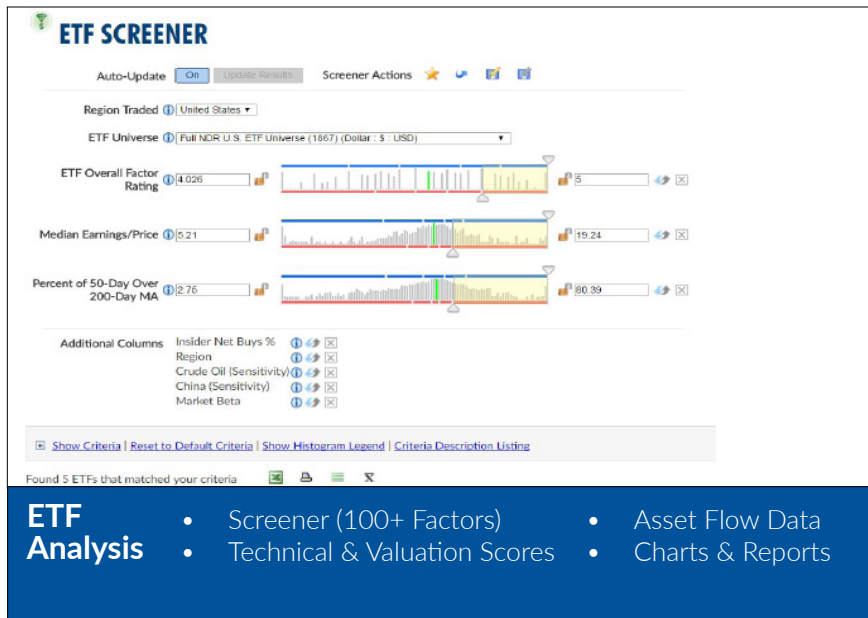
Trending content provides insight into what others are looking at. See what our strategists are focused on with newly added content. Automated recommendations help you to discover relevant content.

Discover Your Own Path

NDR Explorer empowers you to discover new ideas on your own or build on existing Ned Davis Research strategy. Centrally located tools allow you to evaluate ideas quickly and test them against benchmarks.

- Dig deeper with our search filters
- Generate charts dynamically from customizable data reports
- Use the interactive capabilities of our most popular charts to create the look you need to effectively communicate your ideas

IT'S YOUR NDR EXPLORER... YOU DECIDE WHERE TO GO

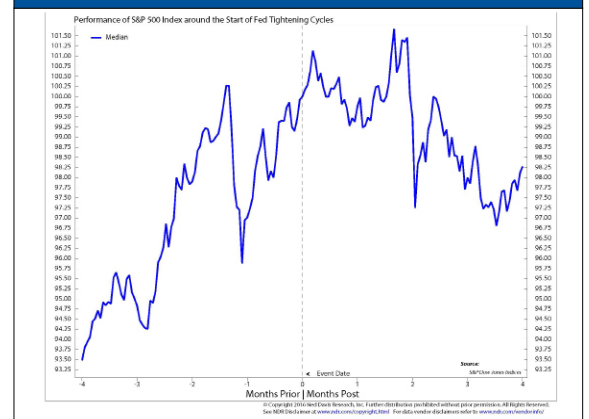


Content Library

- Curated, Trending & Recommended Content
- How-To Publications
- Interactive Charting
- Data Download

Interactive Tools

- Event Analysis
- Correlation Study
- Contribution Decomposition



For more information about Ned Davis Research Group and how we can help you generate alpha and identify risk, please contact us:

(800) 241-0621
sales@ndr.com

Atlanta
Boston
London, U.K.
San Francisco
Venice

(678) 303-0097
(617) 279-4860
+44 (0) 20 7779-8682
(415) 277-5477
(941) 412-2300

