



Quick Reference Card

Dashlink Team Driving

OVERVIEW

Some drivers choose to work together and drive as a team in order to cover more ground and deliver loads faster. BigRoad easily accommodates team driving with a few easy steps.

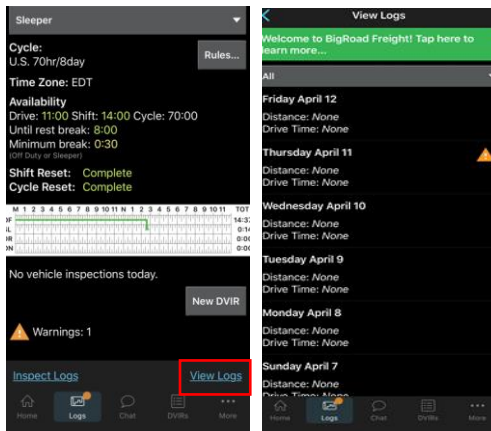
Team Driving

Let's assume that Driver B is ending their shift and going to the sleeper berth and Driver A is starting their shift:

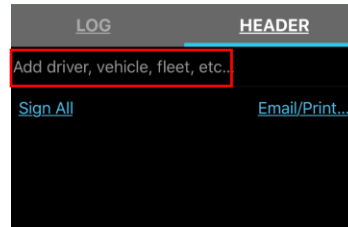
1. Tap the Duty Status wheel
2. Change Status to **Sleeper**



3. To Add Driver A, tap the Logs **button** from the Navigation Bar
4. Tap **View logs**
5. Select Today's log from the *View Logs* screen



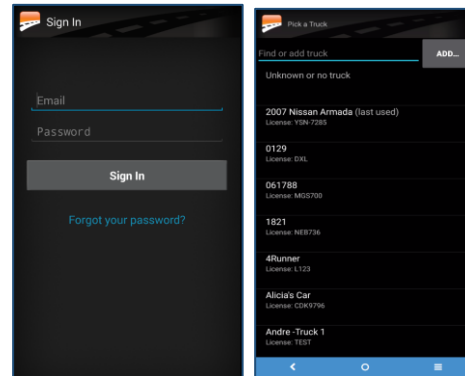
6. Tap the **Header** tab
7. Tap **Add Driver**



8. Tap **Pick Co – Driver**
9. Choose Driver A from the list
10. Tap the More button on the Navigation Bar of the app
11. Tap Sign out to sign out of the app

Steps For Driver A After Driver B Is In The Sleeper Berth

1. Sign in to the BigRoad Mobile App
2. Pick a Truck from the *Pick a Truck* Screen



3. Tap the Duty Status wheel from the Dashboard and select **On Duty**
4. Follow steps 2-9 from **Team Driving**
5. Complete a Pre -Trip Inspection
6. Sign the DVIR
7. Start Driving