



Quick Reference Card

Sending Logs to the FMCSA

OVERVIEW

While performing roadside inspections, DOT officials can request Driver Daily Logs to be sent directly to the FMCSA. The Inspect Daily Logs screen of the Big Road Mobile App has a **Send to FMCSA** button to make it easy to send logs directly without delay.

Note: Only inspections in the United States will have the option to send logs to the FMCSA

SEND LOGS TO THE FMCSA

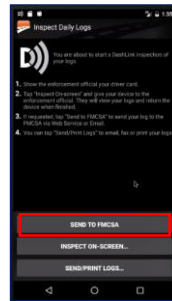
1. Login to the **BigRoad Mobile App**
2. Tap the **Logs** button



3. Tap the **Inspect Logs** button from the bottom left of the screen



4. Tap **7 Days plus Today (U.S)**
5. Tap **Inspect Logs**
6. Tap the **Send to FMCSA** button



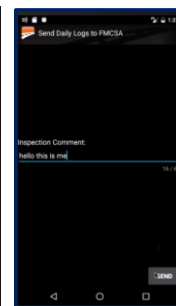
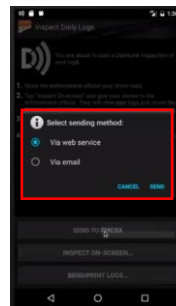
7. Tap **Via Web Service**

Note: A web service is any piece of software that makes itself available over the internet and uses a standardized XML messaging system

8. Alternatively, tap **Send Via Email**

Note: The driver will need to have an email app downloaded to their device to use the Email option

9. In the **Inspection Comment** field, optionally type an inspection comment
10. Tap the **Send** button



11. A Success message displays
12. Tap the **Save** button

Note: In the event of an Error, a message displays prompting the driver to select a different **Inspection Method** (e.g. Use the **Print** or **Inspect on Screen** functionality instead)

