

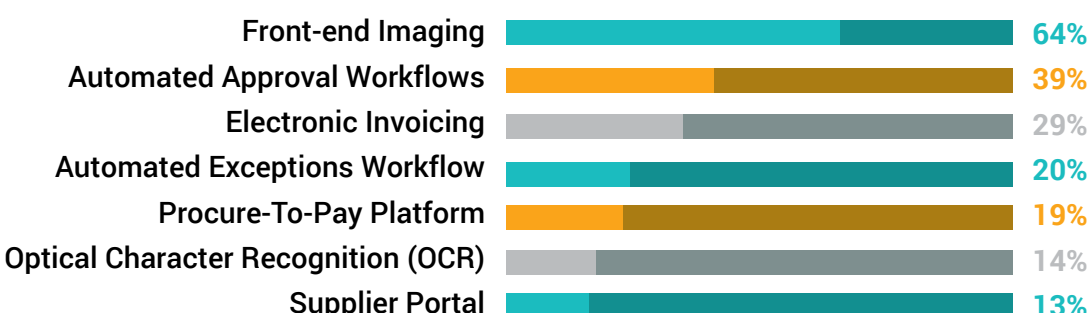
The Current State of AP Automation

Large companies are figuring out the benefits and cost savings of automating their accounts payable process. Small and mid-size businesses are following, but are they doing enough?

Automation by company size (No. of Employees)



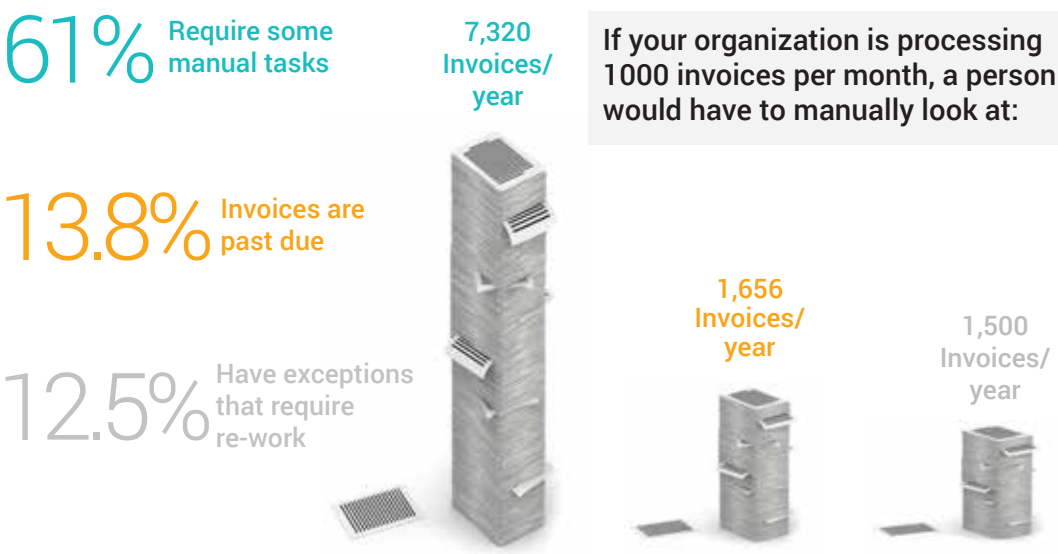
Most accounts payable functions are still manual or semi-automated



Businesses receive only **39% of their invoices electronically** in a format that can be processed straight-through without human operator intervention. That means 61% of invoices have some sort of manual tasks while processing.

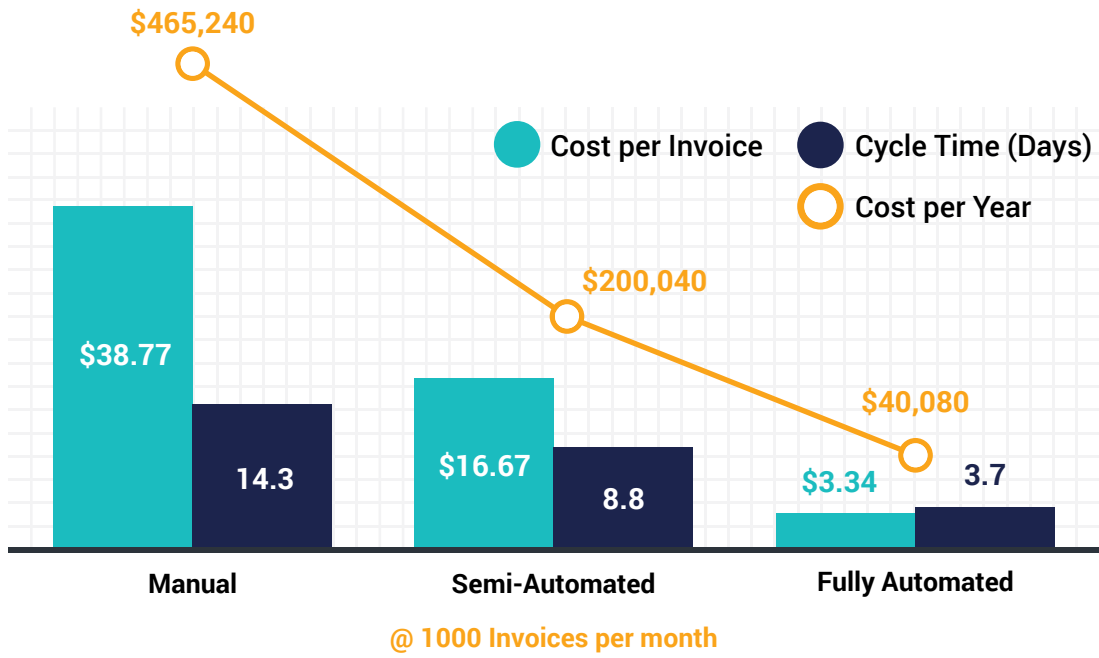


Of all invoices received by modern organizations:



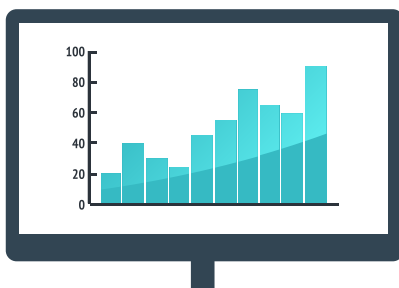
If your organization is processing 1000 invoices per month, a person would have to manually look at:

So what's the real cost to process a single invoice?

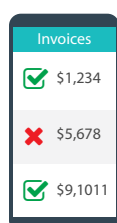
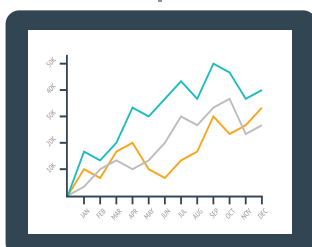


What about visibility, reporting, and cash flow management?

Best-in-class organizations with fully automated accounts payable processes have **nearly four times** the rate of day-to-day visibility into enterprise cash flow as their peers.



The latest AP Solutions enable your on-the-go workforce to manage invoices, POs, lists, and approvals from any mobile device.



Is your Accounts Payable fully automated?

Learn why you need to move from manual or semi-automated to fully automated AP processing in our latest whitepaper.

[Download Your Whitepaper](#)

References:

Ardent Partners 2016
Aberdeen Group 2016
IOFM 2016 AP Technology Survey
IOFM 2016 AP Key Performance Indicators Study
PayStream Advisors' 2015 Invoice Workflow Automation Report

Nexus Systems
Leading the Way in Paperless AP Management