






Conversion Matrix: from Blue e to Blue e+

Wall mounted cooling units $\geq 1.000\text{W}$

 Blue e cooling units			 Blue e+ cooling units						
Article-No.		Total cooling output	Rated operating voltage	Article-No.		Total cooling output range	Rated operating voltage range	Available from	
3304.500		1000 W	230 V, 1~, 50/60 Hz	3185.830		The new Blue e+ cooling units can be used for a variable power range due to speed controlled components.			
3304.510			115 V, 1~, 50/60 Hz						
3304.540			400 V, 3~, 50 Hz - 460 V, 3~, 60 Hz						
3305.500		1500 W	230 V, 1~, 50/60 Hz			450 - 1500 W	110-240 V, 1~, 50-60 Hz / 380-480 V, 3~, 50-60 Hz	open	
3305.510			115 V, 1~, 50/60 Hz						
3305.540			400 V, 3~, 50 Hz - 460 V, 3~, 60 Hz						
3328.500		2000 W	230 V, 1~, 50/60 Hz	3186.930		750 - 2000 W	110-240 V, 1~, 50-60 Hz / 380-480 V, 3~, 50-60 Hz	available	
3328.510			115 V, 1~, 50/60 Hz						
3328.540			400 V, 3~, 50 Hz - 460 V, 3~, 60 Hz						
3329.500		2500 W	230 V, 1~, 50/60 Hz			3187.930	750 - 2600 W	110-240 V, 1~, 50-60 Hz / 380-480 V, 3~, 50-60 Hz	available
3329.510			115 V, 1~, 50/60 Hz						
3329.540			400 V, 3~, 50 Hz - 460 V, 3~, 60 Hz						
3332.540		4000 W	400 V, 3~, 50 Hz - 460 V, 3~, 60 Hz	3188.940		1800 - 4200 W	380 - 480 V, 3~, 50-60 Hz	available	
-		-	-	3189.940		1800 - 5800 W	380 - 480 V, 3~, 50-60 Hz	available	

ENCLOSURES

POWER DISTRIBUTION

CLIMATE CONTROL

IT INFRASTRUCTURE

SOFTWARE & SERVICES

