



# LTE


Band 12 > 728-746



Band 17 > 734-746



Band 13 > 746-756




# CELLULAR

Channel A > 870-880




Channel B > 880-890



Channel A\* > 890-891.5




Channel B\* > 891.5-894



# PCS

Channel A > 1930-1945




Channel D > 1945-1950



Channel B > 1950-1965




Channel E > 1965-1975




# AWS


Channel A > 2110-2120




Channel B > 2120-2130




Channel C > 2130-2135



Channel D > 2135-2140




Channel F > 1970-1975




Channel C > 1975-1990



Channel G > 1990-1995



Channel E > 2140-2145



Channel F > 2145-2155

