






Innovative company from
Quebec

Young, dynamic and
passionate team

Recognized
entrepreneurial potential

Simplicity, transparency
and collaboration



Collaborative planning and team management

Major Projects

Connect with existing tools

20%

Sectorial initiatives

Operational activities

Administrative tasks



Replace the numerous Excel Files

80%

Strategic benefits

With Beeye, small and large teams manage their activities with one flexible, fast-to-implement and easy-to-use solution

Offers a complete and global view of the information in real-time

Ensures proper **accountability** for the integrality of hours worked (administration, operations and projects)

Increases **transparency** and **collaboration** around the management of efforts

Helps managers and employees make more accurate **decisions** based on real data

Increases the **efficiency** of the organization through a healthy allocation of resources

Tactical benefits

With Beeye, small and large teams manage their activities with one flexible, fast-to-implement and easy-to-use solution

Offers a complete and global view of the information in real-time

Ensures proper **accountability** for the integrality of hours worked (administration, operations and projects)

Increases **transparency** and **collaboration** around the management of efforts

Helps managers and employees make more accurate **decisions** based on real data

Increases the **efficiency** of the organization through a healthy allocation of resources

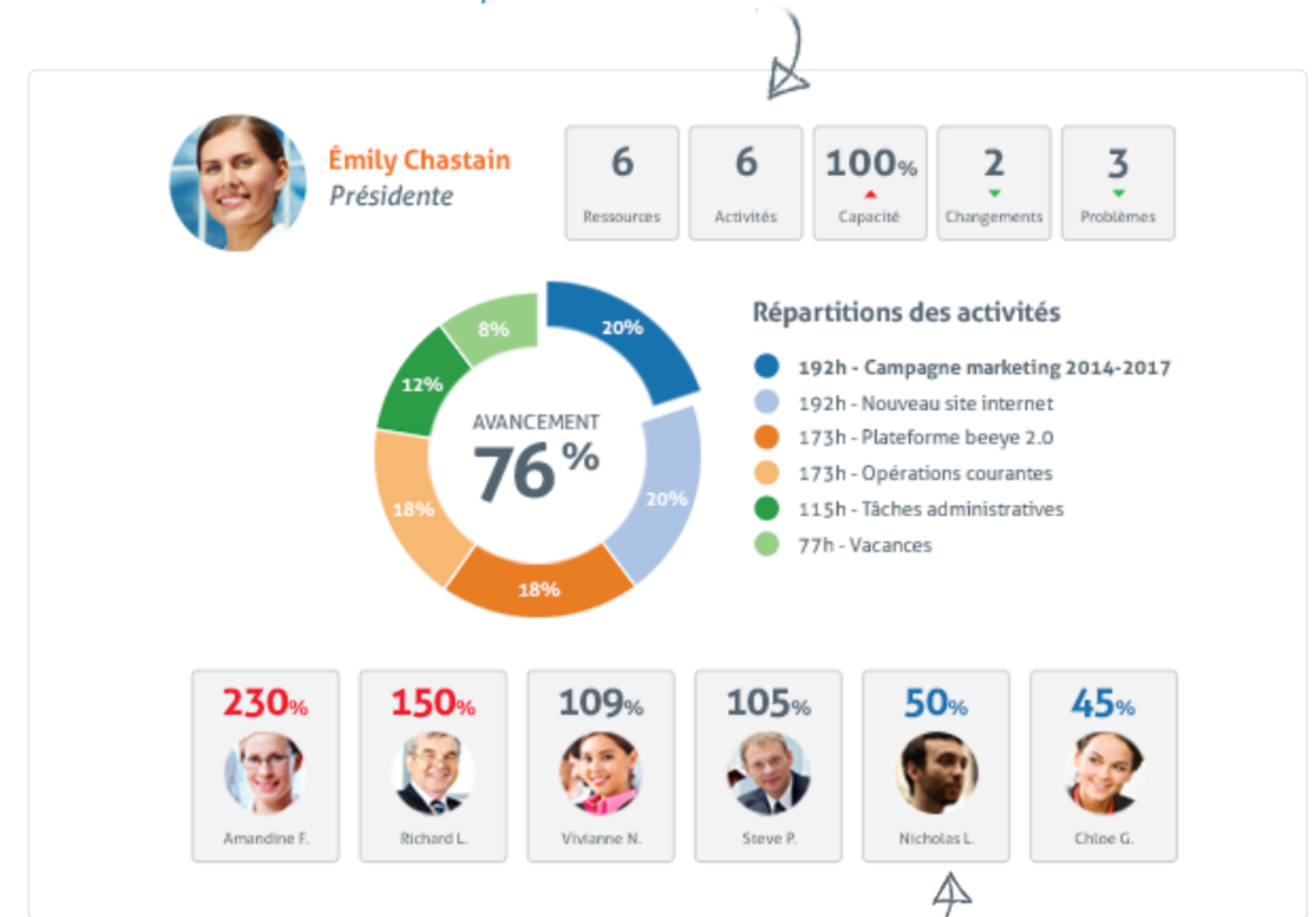
Look no further...

Instantly access your performance indicators

Enjoy Beeye's dashboard to see the distribution of efforts, the workload of your employees, and how well your projects are running.

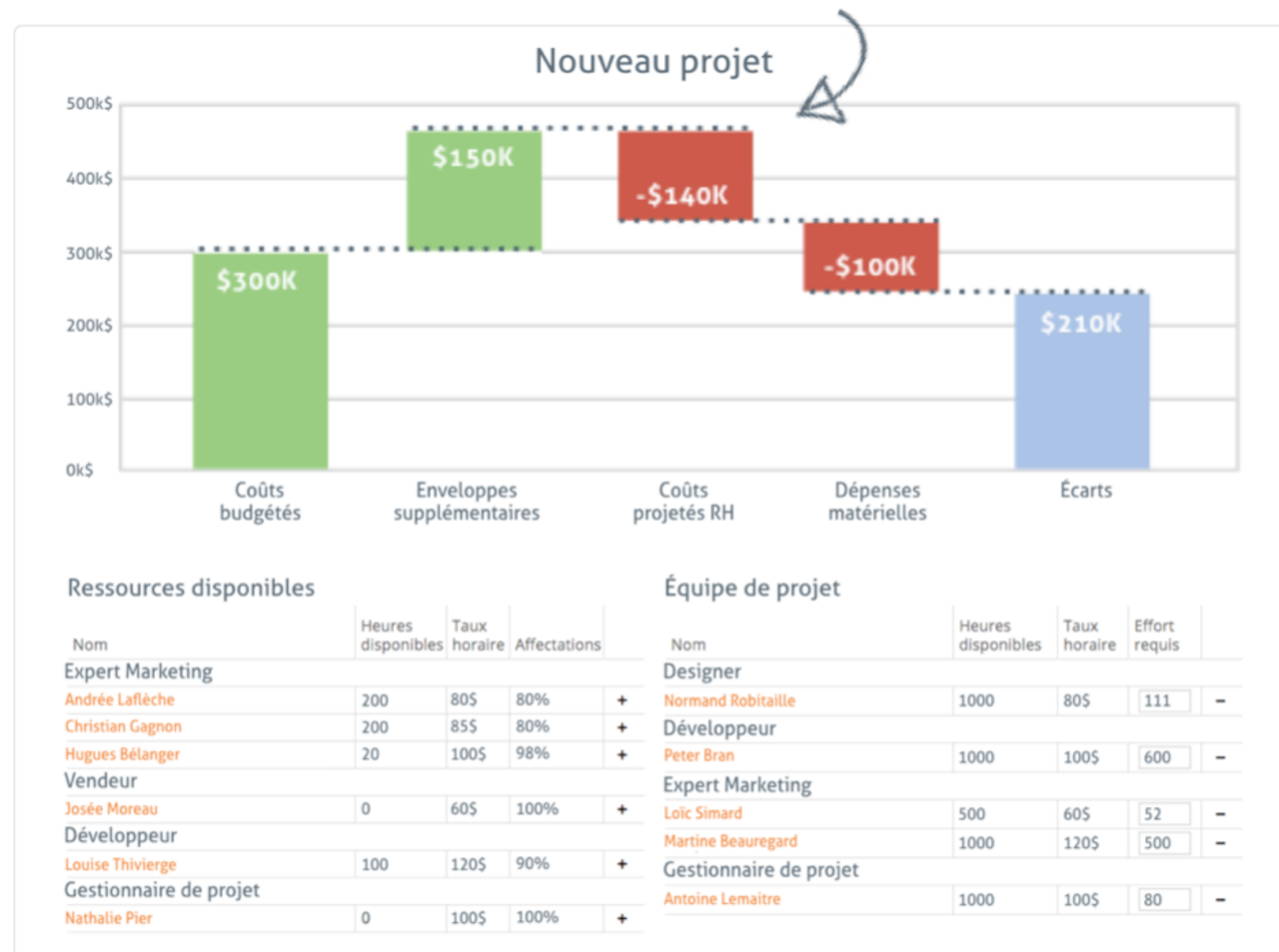
Identify in real-time the activities on which your employees are working on to better distribute the remaining work.

Personnalise your own KPIs



Visualise the workload of your employees

Project your costs in human resources



Assign the right people to the right activities

Closely monitor key variables such as the availability and hourly rate of your employees to maximize the profitability of your projects from their inception.

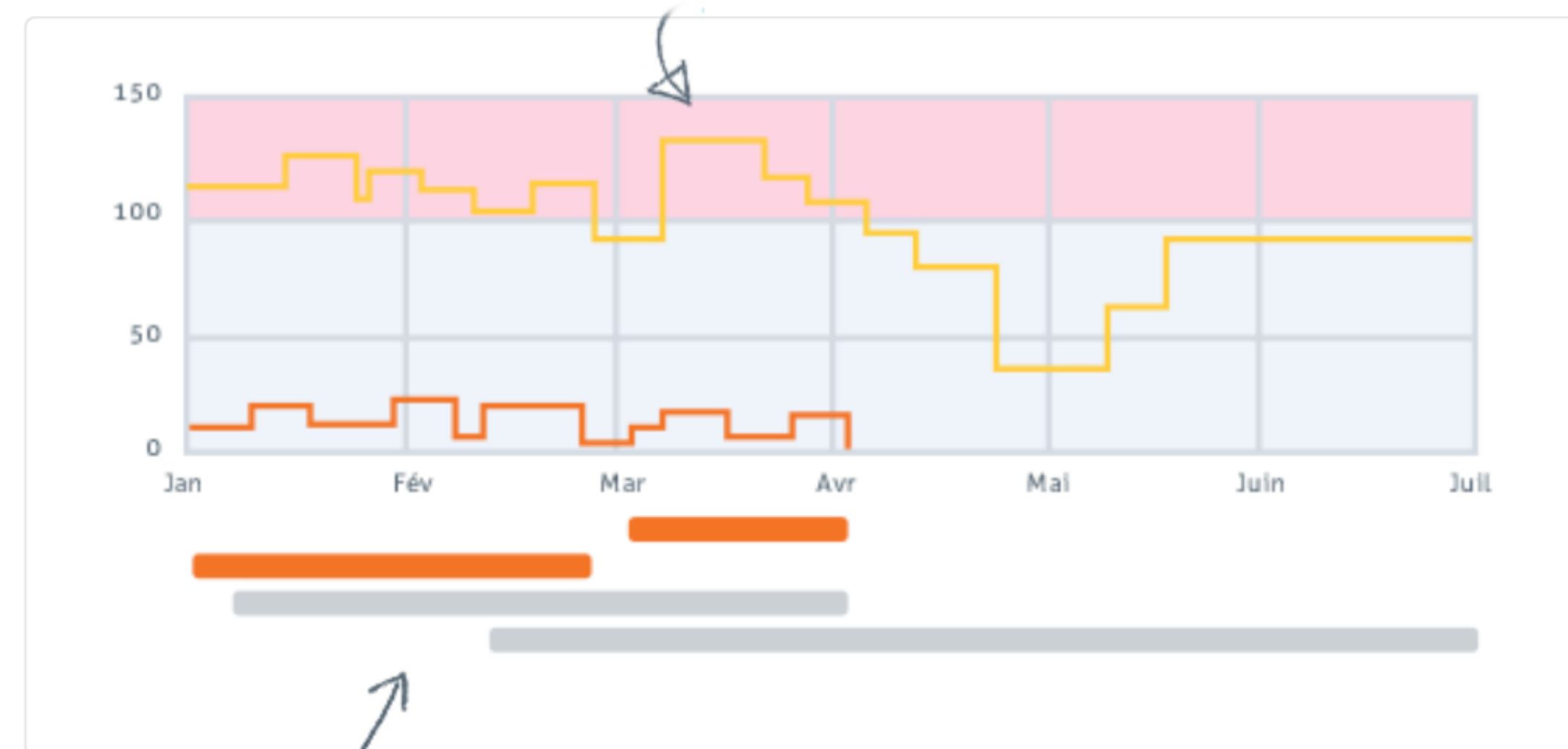
Quickly get an estimate of your needs in efforts and project costs to better anticipate future needs through flexible, clear and up-to-date planning.

Optimize the performance of your projects and initiatives

Coordinate your initiatives at a high level through an overview of all efforts, etc.

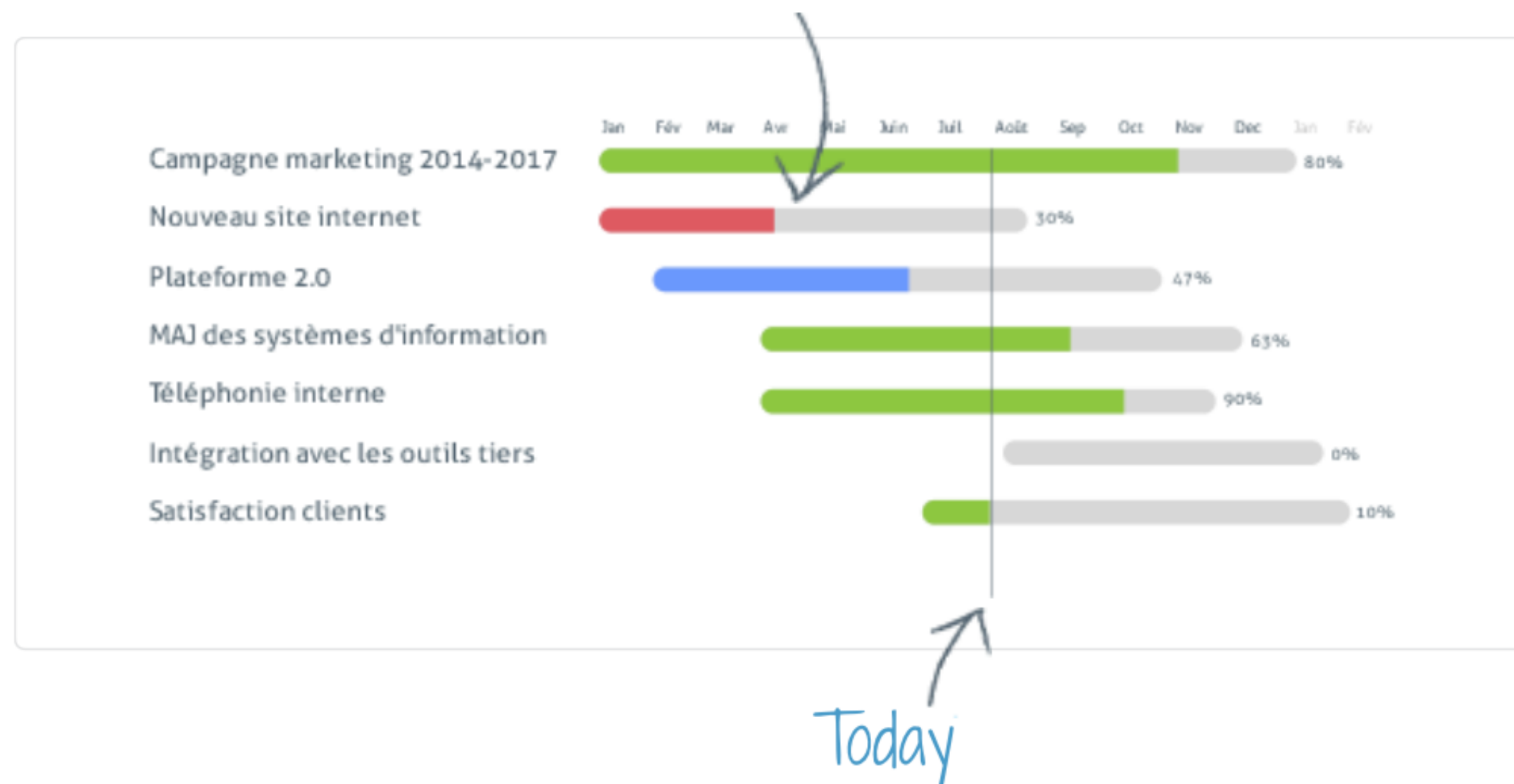
Test different scenarios. When you are over capacity, is it better for you to hire now or to reschedule your projects when more ressources will be available?

Too many projects simultaneously... We must hire or shift certain projects



Forecast capacity by simulating new projects

This project is late



Follow the progress of your projects

Keep an eye on the progress of your projects and their scheduled end dates to better assess the overall health of your business.

Employees can change the remaining time in an iterative and collaborative way in order to give you accurate and timely data.

Customize the tool to meet your needs

Create an unlimited number of custom fields and key performance indicators to monitor your vital data.

Save your reports to easily find the information you need.

Quickly exports reports to Excel or PDF

Rencontre de priorisation stratégique

← Période du 01/01/2016 au 31/12/2016 →

Titre du projet	Sponsor	Complexité	Bénéfices planifiés	Priorité	+
Lancement du produit WP008	Antoine Simard	Élevée	\$1 200 000	Haute	
Fusion avec Alton 008	Andrew Ristel	Élevée	\$300 000	Haute	
Analyses Big Data 3.2	Bernard Muller	Faible	\$250 000	Haute	
Loi FR45699	Zoé Moreau	Moyenne	\$-20 000	Moyenne	
Optimisation des processus d'affaires	Stéphanie Lauret	Élevée	\$42 000	Moyenne	
Organisation de l'évènement annuel	Bernard Muller	Moyenne	\$300 000	Moyenne	
Quartier 12/40	Catherine Zimmer	Faible	\$Inconnu	Basse	
Process Fast Track	Annie San	Élevée	\$30 000	Basse	
Refonte du site web	Laura Spiezer	Élevée	\$124 000	Basse	

Choose the variables by which you prioritize your projects

