

NAME: _____

PHONE: _____

SCHOOL/ORGANIZATION: _____

E-MAIL: _____

DEALER/REP: _____

SALES REP: _____ QUOTE: _____



WWW.PHSMEDICALSOLUTIONS.COM
800-743-7738 • FAX: 605-882-8398

6 LEG CLASSIC WOOD MAT TABLES



MAT-4884-6L

STANDARD FEATURES:

- Load Capacity: 700 lbs.
- Solid hardwood frame and 6 legs
- 3/4" Plywood top
- 1.5" High density foam cushion
- Rounded corners
- Triple-bolted leg assembly
- ADA Compliant

Designed to support the busy practitioner and multiple patients, solid hardwood construction means our Classic Wood Mat Table is built for strength and stability during practitioner-assisted exercise and other treatments. Our 6 Leg Mat table comes standard with solid hardwood on the base frame, six legs and supports with a thick plywood top construction. The mat table also features a layer of comfortable 1.5" high density foam with softly rounded corners and triple-bolted leg assembly for extra durability.

STANDARD TABLES:

MAT-4884-6L
48"W x 84"L x 19"H
Qty _____

MAT-6084-6L
60"W x 84"L x 19"H
Qty _____

MAT-7296-6L
72"W x 96"L x 19"H
Qty _____








STANDARD WOOD CHOICES:

-  **Oak**
-  **Maple**













WOOD STAIN OPTION:

- MAT-Stain**

STAIN CHOICES:

-  Warm Copper
-  Deep Garnet
-  Fossil Gray
-  Tungsten
-  Rustic Fall
-  Warm Caramel
-  Black Beauty
- Custom Wood Stain Color

STANDARD UPHOLSTERY CHOICES:

-  Royal Blue
-  Imperial Blue
-  Blue Ridge
-  Deep Phoenician
-  Forest
-  Black
-  American Beauty
-  Lark
-  Burgundy
-  Dove
-  Charcoal
-  Mocha