

NAME: _____
SCHOOL/ORGANIZATION: _____
DEALER/REP: _____

PHONE: _____
E-MAIL: _____
SALES REP: _____ **QUOTE:** _____



WWW.PHSMEDICALSOLUTIONS.COM
800-743-7738 • FAX: 605-882-8398

ALUMA ELITE PRO TREATMENT TABLES

STANDARD FEATURES:

- Load Capacity: 750 lbs.
- Durable aluminum construction
- 6 Leg welded frame
- Tough powder coat finish
- Tape holder on each end and a bottom shelf
- Graphics Package: includes (1) school logo/name decal on each tape holder and (2) on bottom shelf
- 2" Semi-firm foam cushion
- Rounded corners

The Aluma Elite PRO Treatment Table is the perfect centerpiece for each facility. The extraordinary load capacity of 750 lbs., extended length and the standard 2 tape holders and aluminum shelf for storage make the Aluma Elite tables the perfect table for practitioners and patients alike. Customize your treatment table to meet your needs with multiple cabinet options that provided ample storage, or the 70° manual Lift back and 45° Split Leg cushion options.

A4201-PRO with Lift Back, and Split Leg Cushions, and Slip Cover



STANDARD TABLE DIMENSIONS:

- A4201-PRO**
30"W x 88"L x 31"H

Qty _____



A4201-PRO

OPTIONS:

- A4275-PRO** - 70° Lift Back Cushion
- A4360-PRO** - 45° Split Leg Cushion
- A4359-PRO** - Lift Back and Split Leg Cushions
- A4270** - (1) Storage Cabinet with (2) 7"H Drawers

CABINET LOCATION:

- HEAD END** **FOOT END**

DRAWER LOCATION:

- DRAWERS ON RIGHT** **DRAWERS ON LEFT**

- A4270** - (2) Storage Cabinets with (2) 7"H Drawers each

DRAWER LOCATION:













- DRAWERS ON RIGHT** **DRAWERS ON LEFT**

- A4467** - Heavy Duty Drawer Liner (per drawer)



Qty _____

ALUMA ELITE PRO TREATMENT TABLES






STANDARD UPHOLSTERY CHOICES:

- | | |
|--|--|
| <input type="checkbox"/>  Royal Blue | <input type="checkbox"/>  American Beauty |
| <input type="checkbox"/>  Imperial Blue | <input type="checkbox"/>  Lark |
| <input type="checkbox"/>  Blue Ridge | <input type="checkbox"/>  Burgundy |
| <input type="checkbox"/>  Deep Phoenician | <input type="checkbox"/>  Dove |
| <input type="checkbox"/>  Forest | <input type="checkbox"/>  Charcoal |
| <input type="checkbox"/>  Black | <input type="checkbox"/>  Mocha |

STANDARD FRAME COLORS:

- | | |
|---|---|
| <input type="checkbox"/>  Black | <input type="checkbox"/>  Green |
| <input type="checkbox"/>  Light Gray | <input type="checkbox"/>  Forest Green |
| <input type="checkbox"/>  Charcoal | <input type="checkbox"/>  Purple |
| <input type="checkbox"/>  Royal Blue | <input type="checkbox"/>  Yellow |
| <input type="checkbox"/>  Navy Blue | <input type="checkbox"/>  Orange |
| <input type="checkbox"/>  Red | <input type="checkbox"/>  Brown |
| <input type="checkbox"/>  Burgundy | <input type="checkbox"/>  White |

STANDARD ACCENT COLORS:

- | | |
|---|---|
| <input type="checkbox"/>  Black | <input type="checkbox"/>  Green |
| <input type="checkbox"/>  Light Gray | <input type="checkbox"/>  Forest Green |
| <input type="checkbox"/>  Charcoal | <input type="checkbox"/>  Purple |
| <input type="checkbox"/>  Royal Blue | <input type="checkbox"/>  Yellow |
| <input type="checkbox"/>  Navy Blue | <input type="checkbox"/>  Orange |
| <input type="checkbox"/>  Red | <input type="checkbox"/>  Brown |
| <input type="checkbox"/>  Burgundy | <input type="checkbox"/>  White |

CUSTOM CUSHION BRANDING:

- A4451**
Logo Slip Cover
(30"W x 12"H)
(Available only on
Lift Back Cushion
Option)










- LOGO DB**
Deboss Logo
(12"W x 12"H)
- DEBPLT12**
Deboss Plate



- LOGO CP**
Color Edge Print
(12"W x 12"H)



COLOR EDGE PRINT UPHOLSTERY CHOICES:

- | | |
|---|--|
| <input type="checkbox"/>  Blue Ribbon | <input type="checkbox"/>  Celestial |
| <input type="checkbox"/>  Purple Passion | <input type="checkbox"/>  Valentine |
| <input type="checkbox"/>  Crimson | <input type="checkbox"/>  Dolphin |
| <input type="checkbox"/>  Black | |

****Color Edge Print upholstery colors do not match
Standard Upholstery colors.**

