

NAME: \_\_\_\_\_

PHONE: \_\_\_\_\_

SCHOOL/ORGANIZATION: \_\_\_\_\_

E-MAIL: \_\_\_\_\_

DEALER/REP: \_\_\_\_\_

SALES REP: \_\_\_\_\_ QUOTE: \_\_\_\_\_



WWW.PHSMEDICALSOLUTIONS.COM  
800-743-7738 • FAX: 605-882-8398

# CAB-060 TREATMENT CABINET

## STANDARD FEATURES:

- 30"W x 78"L x 31"H
- Load Capacity: 600 lbs.
- 2 Section cabinet
- (4) Hinged doors with a solid back
- (1) Adjustable shelf in each section
- Available in wood or laminate finishes
- 110° Euro hinges on doors
- 2" High density foam cushion
- Rounded corners
- Black wire pull handles



CAB-060

Your practice will shine with the addition of a new treatment cabinet. Our line of cabinets meet the functional needs of practitioners, with ample storage plus 55° lift back and 45° split leg options. The CAB-060 model features closed storage, a two section cabinet with one adjustable shelf in each section and four hinged doors on the front. Apply custom branding to the top and to the cabinet exterior.

## STANDARD CABINET:

- CAB-060**  
30"W x 78"L x 31"H  
Qty \_\_\_\_\_



*CAB-060 with Gas Shock  
Lift Back and Split Leg  
(Doors Shown on Left  
Side)*

- DOORS:**
- RIGHT SIDE**
  - LEFT SIDE**

## OPTIONS:

- CAB-LB** - 55° Lift Back Cushion (Manual Gas Shock)
- CAB-LB-NGS** - 70° Lift Back Cushion (Ratchet Style with No Gas Shock)
- CAB-SL** - 45° Split Leg Cushion
- CAB-RSL** - 45° Split Leg Cushion (Ratchet Style)
- CAB-FL** - Flush Mount Handles on Doors
- Lock Double Door** - Lock on Double Doors



CAB-LB



CAB-LB-NGS




CAB-SL



CAB-RSL

# CAB-060 TREATMENT CABINET

## STANDARD LAMINATE CHOICES:

- |   |  |
|---|--|
| <input type="checkbox"/>  <b>Oak</b>           | <input type="checkbox"/>  <b>Grey</b>         |
| <input type="checkbox"/>  <b>Maple</b>         | <input type="checkbox"/>  <b>Storm Grey</b>   |
| <input type="checkbox"/>  <b>Cherry Merlot</b> | <input type="checkbox"/>  <b>Harbor Grain</b> |
| <input type="checkbox"/>  <b>Espresso</b>      |  |


## STANDARD WOOD CHOICES:

- |   |   |
|---|---|
| <input type="checkbox"/>  <b>Oak</b> | <input type="checkbox"/>  <b>Maple</b> |
|---|---|













## WOOD STAIN OPTION:

- CAB-Stain**

## STAIN CHOICES:

- |  |   |
|--|---|
| <input type="checkbox"/>  Warm Copper | <input type="checkbox"/>  Rustic Fall  |
| <input type="checkbox"/>  Deep Garnet | <input type="checkbox"/>  Warm Caramel |
| <input type="checkbox"/>  Fossil Gray | <input type="checkbox"/>  Black Beauty |
| <input type="checkbox"/>  Tungsten    | <input type="checkbox"/> <u>Custom Wood Stain Color</u>   |

## STANDARD UPHOLSTERY CHOICES:

- |   |  |
|---|--|
| <input type="checkbox"/>  Royal Blue       | <input type="checkbox"/>  American Beauty |
| <input type="checkbox"/>  Imperial Blue    | <input type="checkbox"/>  Lark            |
| <input type="checkbox"/>  Blue Ridge       | <input type="checkbox"/>  Burgundy        |
| <input type="checkbox"/>  Deep Phoenician | <input type="checkbox"/>  Dove           |
| <input type="checkbox"/>  Forest         | <input type="checkbox"/>  Charcoal      |
| <input type="checkbox"/>  Black          | <input type="checkbox"/>  Mocha         |

## CUSTOM BRANDING:

- Decal Custom Small**  
Small Logo Decal  
(6"W x 6"H)



- Decal Custom Large**  
Large Logo Decal  
(12"W x 12"H)



## CUSTOM CUSHION BRANDING:

- LOGO COVER**  
Logo Slip Cover  
(Lift Back Only)  
(30"W x 12"H)










- LOGO CP**  
Color Edge Print  
(12"W x 12"H)



- LOGO DB**  
Deboss Logo  
(12"W x 12"H)  
**DEBPLT12**  
Deboss Plate



## COLOR EDGE PRINT UPHOLSTERY CHOICES:

- |   |  |
|---|--|
| <input type="checkbox"/>  Blue Ribbon    | <input type="checkbox"/>  Celestial |
| <input type="checkbox"/>  Purple Passion | <input type="checkbox"/>  Valentine |
| <input type="checkbox"/>  Crimson        | <input type="checkbox"/>  Dolphin   |
| <input type="checkbox"/>  Black          |  |

*\*\*Color Edge Print upholstery colors do not match Standard Upholstery colors.*