

NAME: _____

PHONE: _____

SCHOOL/ORGANIZATION: _____

E-MAIL: _____

DEALER/REP: _____

SALES REP: _____ QUOTE: _____



WWW.PHSMEDICALSOLUTIONS.COM
800-743-7738 • FAX: 605-882-8398


CAB-090N TREATMENT & RECOVERY CABINET

STANDARD FEATURES:

- 30"W x 85"L x 32"H
- Load Capacity: 600 lbs.
- Dual extension drawer (22"L x 17"W x 17"H) accommodates the NormaTec product line
- Dual extension boot rack (44"L x 24"W) accommodates 2 pairs of NormaTec boots
- Boot rack contains 2 trays (24"L x 11"W x 4.5"H) that hold the NormaTec control units
- Available in wood or laminate finishes
- Wood cabinets available in natural finish or black stain
- 2" High density foam cushion
- Rounded corners
- 55° Lift back and 45° split legs
- Graphics package with NormaTec and Athletic Edge branding
- Add your school/organization logo above the pull out drawers for no additional charge



CAB-090N with Oak wood and Black Stain



The Athletic Edge and NormaTec developed the CAB-090N Treatment & Recovery Cabinet with the vision of "Empowering Excellence." Practitioners will save time by storing the NormaTec within arm's reach, which empowers the patients to control treatment if needed, allowing the practitioner to multi-task. The boot rack and vented drawer minimizes setup time, storage, and clutter. Custom designed for NormaTec's PULSE Series Recovery Systems, the new CAB-090N Treatment and Recovery Cabinet offers innovative features. NormaTec recovery system not included.

OPTIONS:

- CAB-LB-NGS** - 70° Lift Back Cushion (Ratchet Style with No Gas Shock)
- CAB-RSL** - 45° Split Leg Cushion (Ratchet Style)

Note: When purchasing lift back and split leg options, the ratchet style lift back (CAB-LB-NGS) must be ordered with the ratchet style split leg (CAB-RSL).

STANDARD CABINET:

- CAB-090N**
Treatment & Recovery Cabinet
30"W x 85"L x 32"H

Qty _____








CAB-LB-NGS



CAB-RSL

CAB-090N TREATMENT & RECOVERY CABINET

STANDARD LAMINATE CHOICES:

- | | |
|---|--|
| <input type="checkbox"/>  Oak | <input type="checkbox"/>  Grey |
| <input type="checkbox"/>  Maple | <input type="checkbox"/>  Storm Grey |
| <input type="checkbox"/>  Cherry Merlot | <input type="checkbox"/>  Harbor Grain |
| <input type="checkbox"/>  Espresso | |

STANDARD WOOD CHOICES:

- | | |
|---|--|
| <input type="checkbox"/>  Oak | <input type="checkbox"/>  Oak with Black Stain |
| <input type="checkbox"/>  Maple | <input type="checkbox"/>  Maple with Black Stain |













WOOD STAIN OPTION:

- CAB-Stain**

STAIN CHOICES:

- | | |
|--|---|
| <input type="checkbox"/>  Warm Copper | <input type="checkbox"/>  Rustic Fall |
| <input type="checkbox"/>  Deep Garnet | <input type="checkbox"/>  Warm Caramel |
| <input type="checkbox"/>  Fossil Gray | <input type="checkbox"/> Custom Wood Stain Color |
| <input type="checkbox"/>  Tungsten | _____ |

STANDARD UPHOLSTERY CHOICES:

- | | |
|---|--|
| <input type="checkbox"/>  Royal Blue | <input type="checkbox"/>  American Beauty |
| <input type="checkbox"/>  Imperial Blue | <input type="checkbox"/>  Lark |
| <input type="checkbox"/>  Blue Ridge | <input type="checkbox"/>  Burgundy |
| <input type="checkbox"/>  Deep Phoenician | <input type="checkbox"/>  Dove |
| <input type="checkbox"/>  Forest | <input type="checkbox"/>  Charcoal |
| <input type="checkbox"/>  Black | <input type="checkbox"/>  Mocha |

CUSTOM BRANDING:

- Decal Custom Small**

Small Logo Decal
(6"W x 6"H)



- Decal Custom Large**

Large Logo Decal
(12"W x 12"H)



CUSTOM CUSHION BRANDING:

- LOGO COVER**

Logo Slip Cover
(Lift Back Only)
(30"W x 12"H)



- LOGO CP**

Color Edge Print
(12"W x 12"H)



- LOGO DB**








Deboss Logo
(12"W x 12"H)



DEBPLT12

Deboss Plate

COLOR EDGE PRINT UPHOLSTERY CHOICES:

- | | |
|---|--|
| <input type="checkbox"/>  Blue Ribbon | <input type="checkbox"/>  Celestial |
| <input type="checkbox"/>  Purple Passion | <input type="checkbox"/>  Valentine |
| <input type="checkbox"/>  Crimson | <input type="checkbox"/>  Dolphin |
| <input type="checkbox"/>  Black | |

***Color Edge Print upholstery colors do not match Standard Upholstery colors.*