

NAME: _____
SCHOOL/ORGANIZATION: _____
DEALER/REP: _____

PHONE: _____
E-MAIL: _____
SALES REP: _____ **QUOTE:** _____



WWW.PHSMEDICALSOLUTIONS.COM
800-743-7738 • FAX: 605-882-8398

CAB-100-LST LEG & SHOULDER TREATMENT (LAST) CABINET

STANDARD FEATURES:

- 30"W x 84"L x 34"H
- Load Capacity: 500 lbs.
- 3 Section cabinet
- (4) Hinged doors on each side
- Pass through open storage on foot end
- (1) Fixed height shelf in each section
- 70° Mechanical friction lock elevating back
- 90° Split leg elevation
- Drop out leg/shoulder area for improved range of motion
- Available in wood only
- 110° Euro hinges on doors
- 2" High density foam cushion
- Rounded corners
- Nose Hole
- Black wire pull handles



CAB-100-LST with Flush Mount Handle

PATENT PENDING

The Leg and Shoulder Treatment Cabinet supports bilateral treatment and specific anatomical positioning to achieve the desired results for patients, while the practitioner can store treatment equipment at arm's reach. The unique design of the CAB-100-LST allows for patient positioning and range of motion to perform a wide range of activities using one stable platform. To maximize the efforts of physical therapists, athletic trainers, and clinicians, this cabinet is a must for each rehabilitation practice or athletic training room.



Fixed height shelf



Manual elevating lift back

STANDARD CABINET:

- CAB-100-LST**
30"W x 84"L x 34"H
Qty _____



CAB-100-LST with Flush Mount Handle

OPTIONS:

- CAB-FL** - Flush Mount Handles on Doors
- Lock Double Door** - Lock on Double Doors

CAB-100-LST LEG & SHOULDER TREATMENT (LAST) CABINET








STANDARD WOOD CHOICES:

-  **Oak**  **Maple**













WOOD STAIN OPTION:

- CAB-Stain**

STAIN CHOICES:

- | | |
|--|---|
| <input type="checkbox"/>  Warm Copper | <input type="checkbox"/>  Rustic Fall |
| <input type="checkbox"/>  Deep Garnet | <input type="checkbox"/>  Warm Caramel |
| <input type="checkbox"/>  Fossil Gray | <input type="checkbox"/>  Black Beauty |
| <input type="checkbox"/>  Tungsten | <input type="checkbox"/> Custom Wood Stain Color |

STANDARD UPHOLSTERY CHOICES:

- | | |
|--|--|
| <input type="checkbox"/>  Royal Blue | <input type="checkbox"/>  American Beauty |
| <input type="checkbox"/>  Imperial Blue | <input type="checkbox"/>  Lark |
| <input type="checkbox"/>  Blue Ridge | <input type="checkbox"/>  Burgundy |
| <input type="checkbox"/>  Deep Phoenician | <input type="checkbox"/>  Dove |
| <input type="checkbox"/>  Forest | <input type="checkbox"/>  Charcoal |
| <input type="checkbox"/>  Black | <input type="checkbox"/>  Mocha |

CUSTOM BRANDING:

- Decal Custom Small**
Small Logo Decal
(6"W x 6"H)



- Decal Custom Large**
Large Logo Decal
(12"W x 12"H)



CUSTOM CUSHION BRANDING:

- LOGO COVER**
Logo Slip Cover
(Lift Back Only)
(30"W x 12"H)










- LOGO CP**
Color Edge Print
(12"W x 12"H)



- LOGO DB**
Deboss Logo
(12"W x 12"H)
DEBPLT12
Deboss Plate



COLOR EDGE PRINT UPHOLSTERY CHOICES:

- | | |
|---|--|
| <input type="checkbox"/>  Blue Ribbon | <input type="checkbox"/>  Celestial |
| <input type="checkbox"/>  Purple Passion | <input type="checkbox"/>  Valentine |
| <input type="checkbox"/>  Crimson | <input type="checkbox"/>  Dolphin |
| <input type="checkbox"/>  Black | |

***Color Edge Print upholstery colors do not match
Standard Upholstery colors.*