

NAME: _____

PHONE: _____

SCHOOL/ORGANIZATION: _____

E-MAIL: _____

DEALER/REP: _____

SALES REP: _____ QUOTE: _____



WWW.PHSMEDICALSOLUTIONS.COM
800-743-7738 • FAX: 605-882-8398

CAB-130 TREATMENT CABINET

STANDARD FEATURES:

- 30"W x 78"L x 31"H
- Load Capacity: 600 lbs.
- 3 Section cabinet
- (4) Hinged doors on both sides
- (1) Adjustable shelf in each section
- Available in wood or laminate finishes
- 110° Euro hinges on doors
- 2" High density foam cushion
- Rounded corners
- Black wire pull handles



CAB-130 with Ratchet Style Lift Back

Your facility will shine with the addition of our custom branded treatment cabinets. Our line of cabinets meet the functional needs of therapists, with ample storage plus 55° lift back and 45° split leg options. The CAB-130 model features closed storage for a neater presentation, a three section cabinet with one adjustable shelf in each section, and four hinged doors on both sides. Custom brand this product with your company logo.

STANDARD CABINET:

- CAB-130**
30"W x 78"L x 31"H
Qty _____



CAB-130 with Ratchet Style Lift Back

OPTIONS:

- CAB-LB** - 55° Lift Back Cushion (Manual Gas Shock)
- CAB-LB-NGS** - 70° Lift Back Cushion (Ratchet Style with No Gas Shock)
- CAB-SL** - 45° Split Leg Cushion
- CAB-RSL** - 45° Split Leg Cushion (Ratchet Style)
- CAB-FL** - Flush Mount Handles on Doors
- Lock Double Door** - Lock on Double Doors



CAB-LB



CAB-LB-NGS



CAB-SL



CAB-RSL

CAB-130 TREATMENT CABINET

STANDARD LAMINATE CHOICES:

- | | |
|---|--|
| <input type="checkbox"/>  Oak | <input type="checkbox"/>  Grey |
| <input type="checkbox"/>  Maple | <input type="checkbox"/>  Storm Grey |
| <input type="checkbox"/>  Cherry Merlot | <input type="checkbox"/>  Harbor Grain |
| <input type="checkbox"/>  Espresso | |

STANDARD WOOD CHOICES:

- | | |
|---|---|
| <input type="checkbox"/>  Oak | <input type="checkbox"/>  Maple |
|---|---|













WOOD STAIN OPTION:

- CAB-Stain**

STAIN CHOICES:

- | | |
|--|---|
| <input type="checkbox"/>  Warm Copper | <input type="checkbox"/>  Rustic Fall |
| <input type="checkbox"/>  Deep Garnet | <input type="checkbox"/>  Warm Caramel |
| <input type="checkbox"/>  Fossil Gray | <input type="checkbox"/>  Black Beauty |
| <input type="checkbox"/>  Tungsten | <input type="checkbox"/> <u>Custom Wood Stain Color</u> |

STANDARD UPHOLSTERY CHOICES:

- | | |
|--|--|
| <input type="checkbox"/>  Royal Blue | <input type="checkbox"/>  American Beauty |
| <input type="checkbox"/>  Imperial Blue | <input type="checkbox"/>  Lark |
| <input type="checkbox"/>  Blue Ridge | <input type="checkbox"/>  Burgundy |
| <input type="checkbox"/>  Deep Phoenician | <input type="checkbox"/>  Dove |
| <input type="checkbox"/>  Forest | <input type="checkbox"/>  Charcoal |
| <input type="checkbox"/>  Black | <input type="checkbox"/>  Mocha |

CUSTOM BRANDING:

- Decal Custom Small**
Small Logo Decal
(6"W x 6"H)



- Decal Custom Large**
Large Logo Decal
(12"W x 12"H)



CUSTOM CUSHION BRANDING:

- LOGO COVER**
Logo Slip Cover
(Lift Back Only)
(30"W x 12"H)










- LOGO CP**
Color Edge Print
(12"W x 12"H)



- LOGO DB**
Deboss Logo
(12"W x 12"H)
DEBPLT12
Deboss Plate



COLOR EDGE PRINT UPHOLSTERY CHOICES:

- | | |
|---|--|
| <input type="checkbox"/>  Blue Ribbon | <input type="checkbox"/>  Celestial |
| <input type="checkbox"/>  Purple Passion | <input type="checkbox"/>  Valentine |
| <input type="checkbox"/>  Crimson | <input type="checkbox"/>  Dolphin |
| <input type="checkbox"/>  Black | |

***Color Edge Print upholstery colors do not match Standard Upholstery colors.*