

NAME: _____
SCHOOL/ORGANIZATION: _____
DEALER/REP: _____

PHONE: _____
E-MAIL: _____
SALES REP: _____ **QUOTE:** _____



WWW.PHSMEDICALSOLUTIONS.COM
800-743-7738 • FAX: 605-882-8398

CAB-140 TREATMENT CABINET

STANDARD FEATURES:

- 30"W x 78"L x 31"H
- Load Capacity: 600 lbs.
- 3 Section cabinet
- (4) Hinged doors on front with a solid back
- (1) Adjustable shelf in each section
- (3) Drawers
- Available in wood or laminate finishes
- 110° Euro hinges on doors
- 2" High density foam flat, seamless cushion
- Rounded corners
- Black wire pull handles



*CAB-140 with
Ratchet Style
Lift Back*

Your facility will shine with the addition of our custom branded treatment cabinets. Our line of cabinets meet the functional needs of therapists, with ample storage plus 55° lift back and 45° split leg options. The CAB-140 model features closed storage for a neater presentation, a three section cabinet with one adjustable shelf in each section, three drawers, and four hinged doors on front with a solid back. Custom brand this product with your company logo.

STANDARD CABINET:

- CAB-140**
 30"W x 78"L x 31"H
 Qty _____



CAB-140

OPTIONS:

- CAB-LB** - 55° Lift Back Cushion (Manual Gas Shock)
 CAB-LB-NGS - 70° Lift Back Cushion (Ratchet Style with No Gas Shock)

***Cabinets with CAB-LB or CAB-LB-NGS options only have (2) drawers*

- CAB-SL** - 45° Split Leg Cushion
 CAB-RSL - 45° Split Leg Cushion (Ratchet Style)
 CAB-FL - Flush Mount Handles on Doors
 Lock Double Door - Lock on Double Doors
 Lock1001 - Lock on Drawers (Not available with Flush Mount Handles)



CAB-LB



CAB-LB-NGS



CAB-SL



CAB-RSL

CAB-140 TREATMENT CABINET

STANDARD LAMINATE CHOICES:

- | | |
|---|--|
| <input type="checkbox"/>  Oak | <input type="checkbox"/>  Grey |
| <input type="checkbox"/>  Maple | <input type="checkbox"/>  Storm Grey |
| <input type="checkbox"/>  Cherry Merlot | <input type="checkbox"/>  Harbor Grain |
| <input type="checkbox"/>  Espresso | |

STANDARD WOOD CHOICES:

- | | |
|---|---|
| <input type="checkbox"/>  Oak | <input type="checkbox"/>  Maple |
|---|---|













WOOD STAIN OPTION:

- CAB-Stain**

STAIN CHOICES:

- | | |
|--|---|
| <input type="checkbox"/>  Warm Copper | <input type="checkbox"/>  Rustic Fall |
| <input type="checkbox"/>  Deep Garnet | <input type="checkbox"/>  Warm Caramel |
| <input type="checkbox"/>  Fossil Gray | <input type="checkbox"/>  Black Beauty |
| <input type="checkbox"/>  Tungsten | <input type="checkbox"/> <u>Custom Wood Stain Color</u> |

STANDARD UPHOLSTERY CHOICES:

- | | |
|---|--|
| <input type="checkbox"/>  Royal Blue | <input type="checkbox"/>  American Beauty |
| <input type="checkbox"/>  Imperial Blue | <input type="checkbox"/>  Lark |
| <input type="checkbox"/>  Blue Ridge | <input type="checkbox"/>  Burgundy |
| <input type="checkbox"/>  Deep Phoenician | <input type="checkbox"/>  Dove |
| <input type="checkbox"/>  Forest | <input type="checkbox"/>  Charcoal |
| <input type="checkbox"/>  Black | <input type="checkbox"/>  Mocha |

CUSTOM BRANDING:

- Decal Custom Small**
Small Logo Decal
(6"W x 6"H)



- Decal Custom Large**
Large Logo Decal
(12"W x 12"H)



CUSTOM CUSHION BRANDING:

- LOGO COVER**
Logo Slip Cover
(Lift Back Only)
(30"W x 12"H)










- LOGO CP**
Color Edge Print
(12"W x 12"H)



- LOGO DB**
Deboss Logo
(12"W x 12"H)
DEBPLT12
Deboss Plate



COLOR EDGE PRINT UPHOLSTERY CHOICES:

- | | |
|---|--|
| <input type="checkbox"/>  Blue Ribbon | <input type="checkbox"/>  Celestial |
| <input type="checkbox"/>  Purple Passion | <input type="checkbox"/>  Valentine |
| <input type="checkbox"/>  Crimson | <input type="checkbox"/>  Dolphin |
| <input type="checkbox"/>  Black | |

***Color Edge Print upholstery colors do not match Standard Upholstery colors.*