

NAME: _____
SCHOOL/ORGANIZATION: _____
DEALER/REP: _____

PHONE: _____
E-MAIL: _____
SALES REP: _____ **QUOTE:** _____



WWW.PHSMEDICALSOLUTIONS.COM
800-743-7738 • FAX: 605-882-8398

CLASSIC WOOD TREATMENT TABLES

STANDARD FEATURES:

- Load Capacity: 550 lbs.
- Solid oak or maple wood frame
- 4 Leg H-brace construction
- 2" High density foam cushion
- Rounded corners
- Dual-bolted folding leg assembly for convenient shipping



FESS-2772

TESS-2772 with Shelf, Cabinet, and (2) Drawers

Custom build your Classic Wood Treatment Table to meet the specific needs of your treatment room. Each table comes standard with solid hardwood legs and a 4.5" base frame, H-brace construction, comfortable 2" high density foam cushion, softly rounded corners and dual-bolted leg assembly that folds down for easy shipping. Make it your own by adding length or width, shelves or a cabinet. Patient-friendly customizations include a nose hole and 70° manual lift back with 6 position elevation.

STANDARD TABLES:

- | | | | |
|---|---|--|--|
| <input type="checkbox"/> FESS-2772*
27" Flat Cushion
27"W x 72"L x 31"H
Qty _____ | <input type="checkbox"/> FESS-3072*
30" Flat Cushion
30"W x 72"L x 31"H
Qty _____ | <input type="checkbox"/> FESS-2778
27" Flat Cushion
27"W x 78"L x 31"H
Qty _____ | <input type="checkbox"/> FESS-3078
30" Flat Cushion
30"W x 78"L x 31"H
Qty _____ |
|---|---|--|--|

LIFT BACK TABLES:

- | | | | |
|--|--|---|---|
| <input type="checkbox"/> TESS-2772*
27" Lift Back Cushion
27"W x 72"L x 31"H
Qty _____ | <input type="checkbox"/> TESS-3072*
30" Lift Back Cushion
30"W x 72"L x 31"H
Qty _____ | <input type="checkbox"/> TESS-2778
27" Lift Back Cushion
27"W x 78"L x 31"H
Qty _____ | <input type="checkbox"/> TESS-3078
30" Lift Back Cushion
30"W x 78"L x 31"H
Qty _____ |
|--|--|---|---|

OPTIONS:

- ESS Bottom Shelf** - Bottom Shelf
- ESS Cabinet** - Shelf and Open Cabinet
 - Head End** **Foot End**
- ESS Drawers** - Shelf, Cabinet & (2) Drawers w/Black Wire Pull Handles
 - Head End** **Foot End**
- NH** - Nose Hole in Cushion
- TSFO-FHDR** - Flush Mount Handles on Drawers

*** Available for Quick Ship**
 (items ship within 3 business days after receipt of PO)

CLASSIC WOOD TREATMENT TABLES








STANDARD WOOD CHOICES:

-  **Oak**  **Maple**

WOOD STAIN OPTION:

- ESS-Stain**













STAIN CHOICES:

- | | |
|--|---|
| <input type="checkbox"/>  Warm Copper | <input type="checkbox"/>  Rustic Fall |
| <input type="checkbox"/>  Deep Garnet | <input type="checkbox"/>  Warm Caramel |
| <input type="checkbox"/>  Fossil Gray | <input type="checkbox"/>  Black Beauty |
| <input type="checkbox"/>  Tungsten | <input type="checkbox"/> Custom Wood Stain Color |



*TESS-2772 with Custom Grey Stain;
Shelf, Cabinet, and (2) Drawers*

STANDARD UPHOLSTERY CHOICES:

- | | |
|---|--|
| <input type="checkbox"/>  Royal Blue | <input type="checkbox"/>  American Beauty |
| <input type="checkbox"/>  Imperial Blue | <input type="checkbox"/>  Lark |
| <input type="checkbox"/>  Blue Ridge | <input type="checkbox"/>  Burgundy |
| <input type="checkbox"/>  Deep Phoenician | <input type="checkbox"/>  Dove |
| <input type="checkbox"/>  Forest | <input type="checkbox"/>  Charcoal |
| <input type="checkbox"/>  Black | <input type="checkbox"/>  Mocha |

CUSTOM BRANDING:

- Decal Custom Small**
Small Logo Decal
(6"W x 6"H)



- Decal Custom Large**
Large Logo Decal
(12"W x 12"H)



CUSTOM CUSHION BRANDING:

- TIS 27 COVER/LOGO**
Logo Slip Cover
(Lift Back Only)
(27"W x 12"H)



- LOGO CP**
Color Edge Print
(12"W x 12"H)










- TIS 30 COVER/LOGO**
Logo Slip Cover
(Lift Back Only)
(30"W x 12"H)

- LOGO DB**
Deboss Logo
(12"W x 12"H)
DEBPLT12
Deboss Plate



COLOR EDGE PRINT UPHOLSTERY CHOICES:

- | | |
|---|--|
| <input type="checkbox"/>  Blue Ribbon | <input type="checkbox"/>  Celestial |
| <input type="checkbox"/>  Purple Passion | <input type="checkbox"/>  Valentine |
| <input type="checkbox"/>  Crimson | <input type="checkbox"/>  Dolphin |
| <input type="checkbox"/>  Black | |

***Color Edge Print upholstery colors do not match
Standard Upholstery colors.*