

NAME: _____
SCHOOL/ORGANIZATION: _____
DEALER/REP: _____

PHONE: _____
E-MAIL: _____
SALES REP: _____ **QUOTE:** _____



WWW.PHSMEDICALSOLUTIONS.COM
800-743-7738 • FAX: 605-882-8398

CLASSROOM/LAB TREATMENT TABLES

STANDARD FEATURES:

- Load Capacity: 600 lbs.
- Solid hardwood frame
- 6 Leg construction
- Flat, laminate top
- 24" Clearance for stools



FESS-LAB-6L with Pad

FESS-LAB-6L with Pad and Cubbies

The Classroom/Lab Treatment Table is a multi-purpose desk and treatment table perfect for a clinic or classroom setting. The table is constructed of solid hardwood with a flat, laminate top. Add storage to your table by adding 2 open cubbies. An optional removable 2" vinyl/foam pad attaches to the laminate table top using hook and loop fastener. When not in use, the pad hangs from the front of the table. On site assembly required.

STANDARD DIMENSIONS:

- FESS-LAB-6L**
 27"W x 78"L x 32"H
 Qty _____













OPTIONS:

- FESS-LAB-6L-Cubby**
 2 Open Cubbies
 Qty _____
- FLAB-2710 XL**
 2" Vinyl/Foam Pad
 Qty _____

STANDARD WOOD CHOICES:

-  **Oak**
-  **Maple**








STANDARD UPHOLSTERY CHOICES:

- | | |
|--|--|
| <input type="checkbox"/>  Royal Blue | <input type="checkbox"/>  American Beauty |
| <input type="checkbox"/>  Imperial Blue | <input type="checkbox"/>  Lark |
| <input type="checkbox"/>  Blue Ridge | <input type="checkbox"/>  Burgundy |
| <input type="checkbox"/>  Deep Phoenician | <input type="checkbox"/>  Dove |
| <input type="checkbox"/>  Forest | <input type="checkbox"/>  Charcoal |
| <input type="checkbox"/>  Black | <input type="checkbox"/>  Mocha |

WOOD STAIN OPTION:

- ESS-Stain**

STAIN CHOICES:

- | | |
|--|---|
| <input type="checkbox"/>  Warm Copper | <input type="checkbox"/>  Rustic Fall |
| <input type="checkbox"/>  Deep Garnet | <input type="checkbox"/>  Warm Caramel |
| <input type="checkbox"/>  Fossil Gray | <input type="checkbox"/>  Black Beauty |
| <input type="checkbox"/>  Tungsten | <input type="checkbox"/> Custom Wood Stain Color |

STANDARD LAMINATE CHOICES:

- | | |
|--|--|
| <input type="checkbox"/>  Brittany Blue | <input type="checkbox"/>  Royal Blue |
| <input type="checkbox"/>  Navy Blue | <input type="checkbox"/>  Red |
| <input type="checkbox"/>  Burgundy | <input type="checkbox"/>  Hunter Green |
| <input type="checkbox"/>  North Sea Grey | <input type="checkbox"/>  Slate Grey |
| <input type="checkbox"/>  Black | |