

NAME: _____

PHONE: _____

SCHOOL/ORGANIZATION: _____

E-MAIL: _____

DEALER/REP: _____

SALES REP: _____ QUOTE: _____



PHS Medical
by Pivotal Health Solutions

WWW.PHSMEDICALSOLUTIONS.COM
800-743-7738 • FAX: 605-882-8398

DELUXE STRETCH TABLE

STANDARD FEATURES:

- Load Capacity: 700 lbs.
- Available in wood or laminate
- Glue and dowel construction
- 2" High density foam cushion
- Rounded corners
- Black toe-kick plate
- Storage area on one side
- Divided cubby section (one end only)
- One adjustable shelf in center section of divided end cubby



DST-7834

Our Deluxe Stretch Table is perfect for Stretch Therapists to perform passive, resistive, PNF, dynamic, and manual muscle manipulation for their patients. The 2" high density foam is durable and will prevent patients from sinking into the cushion, which limits their flexibility. The 700lb load capacity allows both the therapist and patient to be full weight bearing on the table with no issues on the stability of the table.

STANDARD TABLE:

☐ **DST-7834**













Deluxe Stretch Table
34"W x 78"L x 22"H

Qty _____

STORAGE AREA (Standing at cubby end)

- ☐ **RIGHT**
☐ **LEFT**

STANDARD UPHOLSTERY CHOICES:

- | | |
|--|--|
| <input type="checkbox"/>  Royal Blue | <input type="checkbox"/>  American Beauty |
| <input type="checkbox"/>  Imperial Blue | <input type="checkbox"/>  Lark |
| <input type="checkbox"/>  Blue Ridge | <input type="checkbox"/>  Burgundy |
| <input type="checkbox"/>  Deep Phoenician | <input type="checkbox"/>  Dove |
| <input type="checkbox"/>  Forest | <input type="checkbox"/>  Charcoal |
| <input type="checkbox"/>  Black | <input type="checkbox"/>  Mocha |



DELUXE STRETCH TABLE

STANDARD LAMINATE CHOICES:

- | | |
|---|--|
| <input type="checkbox"/>  Oak | <input type="checkbox"/>  Grey |
| <input type="checkbox"/>  Maple | <input type="checkbox"/>  Storm Grey |
| <input type="checkbox"/>  Cherry Merlot | <input type="checkbox"/>  Harbor Grain |
| <input type="checkbox"/>  Espresso | |








STANDARD WOOD CHOICES:

- | | |
|---|---|
| <input type="checkbox"/>  Oak | <input type="checkbox"/>  Maple |
|---|---|

WOOD STAIN OPTION:

- ☐ **DST-Stain**

STAIN CHOICES:

- | | |
|--|---|
| <input type="checkbox"/>  Warm Copper | <input type="checkbox"/>  Rustic Fall |
| <input type="checkbox"/>  Deep Garnet | <input type="checkbox"/>  Warm Caramel |
| <input type="checkbox"/>  Fossil Gray | <input type="checkbox"/>  Black Beauty |
| <input type="checkbox"/>  Tungsten | <input type="checkbox"/> Custom Wood Stain Color |

CUSTOM BRANDING:

- ☐ **Decal Custom Small**
Small Logo Decal
(6"W x 6"H)



- ☐ **Decal Custom Large**
Large Logo Decal
(12"W x 12"H)

