

NAME: \_\_\_\_\_

PHONE: \_\_\_\_\_

SCHOOL/ORGANIZATION: \_\_\_\_\_

E-MAIL: \_\_\_\_\_

DEALER/REP: \_\_\_\_\_

SALES REP: \_\_\_\_\_ QUOTE: \_\_\_\_\_



WWW.PHSMEDICALSOLUTIONS.COM  
800-743-7738 • FAX: 605-882-8398

# ME2000 ELEVATING TREATMENT TABLE

## STANDARD FEATURES:

- Load Capacity: 400 lbs.
- Height range: 24-36"
- Steel base with white powder coat
- (2) Sliding doors on each side of table
- (1) Foot pedal
- Flat 2" high density foam cushion with nose hole
- Rounded corners



ME2000 with Lift Back Option

The ME2000 Elevating Treatment Table is a durable, yet handsome elevating table perfect to add versatility to your treatment space. The sleek white powder coat steel base and the two sliding doors on each side of the table give a polished and sophisticated look while providing storage. The height range from 24" to 36" gives patients easy access to the table at the press of the foot pedal.

## STANDARD TABLE:

- ME2000**  
28"W x 77"L x 24-36"H  
Qty \_\_\_\_\_















ME2000 with Lift Back Option

## OPTIONS:

- S2723**  
70° Lift Back Cushion
- S2590**  
45° Split Leg Cushion
- S2580**  
Lift Back and Split Leg Cushions
- S2700**  
Additional Foot Pedal

## STANDARD UPHOLSTERY CHOICES:

- |  |  |
|--|--|
| <input type="checkbox"/>  Royal Blue      | <input type="checkbox"/>  American Beauty |
| <input type="checkbox"/>  Imperial Blue   | <input type="checkbox"/>  Lark            |
| <input type="checkbox"/>  Blue Ridge      | <input type="checkbox"/>  Burgundy        |
| <input type="checkbox"/>  Deep Phoenician | <input type="checkbox"/>  Dove            |
| <input type="checkbox"/>  Forest          | <input type="checkbox"/>  Charcoal        |
| <input type="checkbox"/>  Black           | <input type="checkbox"/>  Mocha           |