

NAME: _____

PHONE: _____

SCHOOL/ORGANIZATION: _____

E-MAIL: _____

DEALER/REP: _____

SALES REP: _____ QUOTE: _____



WWW.PHSMEDICALSOLUTIONS.COM
800-743-7738 • FAX: 605-882-8398

ME2001 BARIATRIC ELEVATING TREATMENT TABLE

STANDARD FEATURES:

- Load Capacity: 400 lbs.
- Height range: 24-36"
- Steel base with white powder coat
- (2) Sliding doors on each side of table
- (1) Foot pedal
- Flat 2" high density foam cushion with nose hole
- Rounded corners



The ME2001 Bariatric Elevating Table is a durable, yet handsome elevating table perfect to add versatility to your treatment space. With a wider top, the ME2001 will give you the flexibility to work with a larger patient without taking away comfort. The sleek white powder coat steel base and the two sliding doors on each side of the table give a polished and sophisticated look while providing storage. The height range from 24" to 36" gives patients easy access to the table at the press of the foot pedal.













STANDARD TABLE:

- ME2001**
40"W x 84"L x 24-36"H
Qty _____

OPTIONS:

- S2700**
Additional Foot Pedal

STANDARD UPHOLSTERY CHOICES:

- | | |
|--|--|
| <input type="checkbox"/>  Royal Blue | <input type="checkbox"/>  American Beauty |
| <input type="checkbox"/>  Imperial Blue | <input type="checkbox"/>  Lark |
| <input type="checkbox"/>  Blue Ridge | <input type="checkbox"/>  Burgundy |
| <input type="checkbox"/>  Deep Phoenician | <input type="checkbox"/>  Dove |
| <input type="checkbox"/>  Forest | <input type="checkbox"/>  Charcoal |
| <input type="checkbox"/>  Black | <input type="checkbox"/>  Mocha |