

NAME: _____

PHONE: _____

SCHOOL/ORGANIZATION: _____

E-MAIL: _____

DEALER/REP: _____

SALES REP: _____ QUOTE: _____



WWW.PHSMEDICALSOLUTIONS.COM
800-743-7738 • FAX: 605-882-8398

NSK WOOD TREATMENT TABLES

STANDARD FEATURES:

- Load Capacity: 800 lbs.
- Solid hardwood partial 6 Leg H-brace construction
- (2) Shelves on head end for added storage
- 2" High density foam cushion
- Rounded corners
- Triple-bolted leg assembly



*TESS-NSK100
with Lift Back*

Designed with the athletic trainer in mind, our NSK Wood Treatment Table offers a 6-leg partial H-Brace construction on the foot end with two shelves on the head end for ample storage. This "No Shin Kick" design provides the practitioner extra room while providing treatment. Each table carries up to 800 lbs. and comes standard with solid hardwood legs and base, partial H-brace construction with two shelves on head end, a thick 3/4" plywood top, comfortable 2" high density foam cushion, softly rounded corners and triple-bolted leg assembly. Patient-friendly customizations include a nose hole, 70° manual lift back with 6 position elevation and 45° split leg elevation.

STANDARD TABLES:

FESS-NSK100

Flat Cushion
30"W x 78"L x 31"H

Qty _____

TESS-NSK100

Lift Back Cushion
30"W x 78"L x 31"H

Qty _____

FESS-NSK100-S

Flat, Split Leg Cushion
30"W x 78"L x 31"H

Qty _____

TESS-NSK100-S

Lift Back, Split Leg Cushion
30"W x 78"L x 31"H

Qty _____

OPTIONS:

- NH** - Nose Hole in Cushion

*Manual Lift Back with
6 Position Elevation*



NSK WOOD TREATMENT TABLES








STANDARD WOOD CHOICES:

-  **Oak**  **Maple**













WOOD STAIN OPTION:

- ESS-Stain**

STAIN CHOICES:

- | | |
|--|---|
| <input type="checkbox"/>  Warm Copper | <input type="checkbox"/>  Rustic Fall |
| <input type="checkbox"/>  Deep Garnet | <input type="checkbox"/>  Warm Caramel |
| <input type="checkbox"/>  Fossil Gray | <input type="checkbox"/>  Black Beauty |
| <input type="checkbox"/>  Tungsten | <input type="checkbox"/> Custom Wood Stain Color |

STANDARD UPHOLSTERY CHOICES:

- | | |
|---|--|
| <input type="checkbox"/>  Royal Blue | <input type="checkbox"/>  American Beauty |
| <input type="checkbox"/>  Imperial Blue | <input type="checkbox"/>  Lark |
| <input type="checkbox"/>  Blue Ridge | <input type="checkbox"/>  Burgundy |
| <input type="checkbox"/>  Deep Phoenician | <input type="checkbox"/>  Dove |
| <input type="checkbox"/>  Forest | <input type="checkbox"/>  Charcoal |
| <input type="checkbox"/>  Black | <input type="checkbox"/>  Mocha |

CUSTOM BRANDING:

- Decal Custom Small**
Small Logo Decal
(6"W x 6"H)



- Decal Custom Large**
Large Logo Decal
(12"W x 12"H)



CUSTOM CUSHION BRANDING:

- TIS 30 COVER/LOGO**
Logo Slip Cover
(Lift Back Only)
(30"W x 12"H)










- LOGO CP**
Color Edge Print
(12"W x 12"H)



- LOGO DB**
Deboss Logo
(12"W x 12"H)
DEBPLT12
Deboss Plate



COLOR EDGE PRINT UPHOLSTERY CHOICES:

- | | |
|---|--|
| <input type="checkbox"/>  Blue Ribbon | <input type="checkbox"/>  Celestial |
| <input type="checkbox"/>  Purple Passion | <input type="checkbox"/>  Valentine |
| <input type="checkbox"/>  Crimson | <input type="checkbox"/>  Dolphin |
| <input type="checkbox"/>  Black | |

***Color Edge Print upholstery colors do not match
Standard Upholstery colors.*