

NAME: \_\_\_\_\_

PHONE: \_\_\_\_\_

SCHOOL/ORGANIZATION: \_\_\_\_\_

E-MAIL: \_\_\_\_\_

DEALER/REP: \_\_\_\_\_

SALES REP: \_\_\_\_\_ QUOTE: \_\_\_\_\_



WWW.PHSMEDICALSOLUTIONS.COM  
800-743-7738 • FAX: 605-882-8398

# PT2000 BARIATRIC HI-LO MAT TABLES

## STANDARD FEATURES:

- Lifting Capacity: 1000 lbs.
- Height range: 18-33"
- Durable steel base with powder coat finish
- 1.5" High density foam cushion
- Rounded corners
- Single foot control
- Convenient drop down casters
- ADA Compliant



PT2000-47

The PT2000 Bariatric Hi-Lo Mat Table is ideal for the rehabilitation setting and is available in a range of sizes to provide your facility with the option of delivering optimum care for larger patients. The table features 18-33" height range, single foot control, 1.5" high density foam flat, seamless cushion and convenient drop down casters.













## STANDARD TABLES:

**PT2000-47**  
48"W x 84"L x 18-33"H  
Qty \_\_\_\_\_

**PT2000-57**  
60"W x 84"L x 18-33"H  
Qty \_\_\_\_\_

**PT2000-68**  
72"W x 96"L x 18-33"H  
Qty \_\_\_\_\_

## STANDARD UPHOLSTERY CHOICES:

- |  |  |
|--|--|
| <input type="checkbox"/>  Royal Blue      | <input type="checkbox"/>  American Beauty |
| <input type="checkbox"/>  Imperial Blue   | <input type="checkbox"/>  Lark            |
| <input type="checkbox"/>  Blue Ridge      | <input type="checkbox"/>  Burgundy        |
| <input type="checkbox"/>  Deep Phoenician | <input type="checkbox"/>  Dove            |
| <input type="checkbox"/>  Forest          | <input type="checkbox"/>  Charcoal        |
| <input type="checkbox"/>  Black           | <input type="checkbox"/>  Mocha           |



PT2000-47