

NAME: _____

PHONE: _____

SCHOOL/ORGANIZATION: _____

E-MAIL: _____

DEALER/REP: _____

SALES REP: _____ QUOTE: _____



WWW.PHSMEDICALSOLUTIONS.COM
800-743-7738 • FAX: 605-882-8398

WOOD BENCH 300

STANDARD FEATURES:

- Load Capacity: 300 lbs. (2 Legs) & 600 lbs. (3 Legs)
- Solid oak or maple construction
- Shaker panel end (15"W x 3"D x 18"H)
- 2 Leg design on 36" and 48" lengths
- 3 Leg design on 60", 72", 84" and 96" lengths
- Hard plastic slides on bottom
- Ships fully assembled



Bench-300-36 with Custom Stain

Complement your locker rooms, dressing rooms, fitness centers and spas with beautiful wood benches that add the warmth and luxury of natural wood. Our benches are quality crafted and manufactured using either an Oak or Maple frame and comes standard with a wood top. Our Bench 300 offers an classic look with a shaker panel end and is available in several lengths. Give your bench a unique look with custom cushion branding options.

STANDARD BENCHES:

BENCH-300-36

- 36"L x 15"W x 18"H
- 2 Legs

Qty _____

BENCH-300-48

- 48"L x 15"W x 18"H
- 2 Legs

Qty _____

BENCH-300-60

- 60"L x 15"W x 18"H
- 3 Legs

Qty _____

BENCH-300-72

- 72"L x 15"W x 18"H
- 3 Legs

Qty _____

BENCH-300-84

- 84"L x 15"W x 18"H
- 3 Legs

Qty _____

BENCH-300-96

- 96"L x 15"W x 18"H
- 3 Legs

Qty _____

STANDARD BENCHES WITH CUSHION:

BENCH-300-36-UP

- 36"L x 15"W x 18"H
- 2 Legs
- Upholstered Cushion

Qty _____

BENCH-300-48-UP

- 48"L x 15"W x 18"H
- 2 Legs
- Upholstered Cushion

Qty _____

BENCH-300-60-UP

- 60"L x 15"W x 18"H
- 3 Legs
- Upholstered Cushion

Qty _____

BENCH-300-72-UP

- 72"L x 15"W x 18"H
- 3 Legs
- Upholstered Cushion

Qty _____

BENCH-300-84-UP

- 84"L x 15"W x 18"H
- 3 Legs
- Upholstered Cushion

Qty _____

BENCH-300-96-UP

- 96"L x 15"W x 18"H
- 3 Legs
- Upholstered Cushion

Qty _____

WOOD BENCH 300








STANDARD WOOD CHOICES:

-  **Oak**  **Maple**













WOOD STAIN OPTION:

- Bench-Stain**

STAIN CHOICES:

- | | |
|--|---|
| <input type="checkbox"/>  Warm Copper | <input type="checkbox"/>  Rustic Fall |
| <input type="checkbox"/>  Deep Garnet | <input type="checkbox"/>  Warm Caramel |
| <input type="checkbox"/>  Fossil Gray | <input type="checkbox"/>  Black Beauty |
| <input type="checkbox"/>  Tungsten | <input type="checkbox"/> Custom Wood Stain Color |

STANDARD UPHOLSTERY CHOICES:

- | | |
|--|--|
| <input type="checkbox"/>  Royal Blue | <input type="checkbox"/>  American Beauty |
| <input type="checkbox"/>  Imperial Blue | <input type="checkbox"/>  Lark |
| <input type="checkbox"/>  Blue Ridge | <input type="checkbox"/>  Burgundy |
| <input type="checkbox"/>  Deep Phoenician | <input type="checkbox"/>  Dove |
| <input type="checkbox"/>  Forest | <input type="checkbox"/>  Charcoal |
| <input type="checkbox"/>  Black | <input type="checkbox"/>  Mocha |

CUSTOM BRANDING:

- BS-36-LOGO** - Qty _____
- BS-48-LOGO** - Qty _____
- BS-60-LOGO** - Qty _____
- BS-72-LOGO** - Qty _____
- BS-84-LOGO** - Qty _____
- BS-96-LOGO** - Qty _____

Full Color Graphics










- LOGO CP**
Color Edge Print
(12"W x 12"H)

* Not available on 8' cushions.



COLOR EDGE PRINT UPHOLSTERY CHOICES:

- | | |
|---|--|
| <input type="checkbox"/>  Blue Ribbon | <input type="checkbox"/>  Celestial |
| <input type="checkbox"/>  Purple Passion | <input type="checkbox"/>  Valentine |
| <input type="checkbox"/>  Crimson | <input type="checkbox"/>  Dolphin |
| <input type="checkbox"/>  Black | |

**Color Edge Print upholstery colors do not match Standard Upholstery colors.

- LOGO DB**
Deboss Logo
(12"W x 12"H)
- DEBPLT12**
Deboss Plate
(12"W x 12"H)

