







Dear Veritas Parents,

We are excited to announce our new **online re-enrollment process** for this year. We trust that this process will be easier and quicker for our families. You will be logging in to what is called ParentsWeb, a platform of RenWeb School Management Services. While RenWeb offers many goodies, for this year we will only be utilizing the following services:

-  Reenrollment
-  Pay Reenrollment fee(s)
-  New student applications
-  School Directory
-  Attendance Record
-  Upper School Lesson Plans

We plan to add additional RenWeb services after this year. In order to create your ParentsWeb account, re-enroll your child(ren), and access the other functions listed above, just follow the steps below.

- 1) Follow Link on our Website or [Click Here](https://logins2.renweb.com/logins/ParentsWeb-Login.aspx) (<https://logins2.renweb.com/logins/ParentsWeb-Login.aspx>).
- 2) Click "Create New ParentsWeb Account".

RenWeb ParentsWeb Login

District Code:

User Name:

Password (case-sensitive):

[Forgot User Name/Password?](#)

[Create New ParentsWeb Account](#)

Cultivating loving, serving, thinking students through classical Christian education



3) Enter District Code **“VA-PA”** and your email address. **Please note that RenWeb automatically defaults to the email address of each student’s mother** when you are creating your account, unless there is only one parent email currently on file at our school. Therefore, you should set up your RenWeb account using the student’s mother’s email address. If you wish to set up your account using your student’s father’s email address, you will need to contact the school office so that we can change a setting in the database.

RenWeb ParentsWeb Login

District Code: * Required
VA-PA

Email:
[Empty field]

Create Account [Back to Login](#)

Powered By [RenWeb](#) | [Privacy](#)

TRUSTe
Certified Privacy

4) Follow the link sent to your email address to create your username and password.

5) Next, follow Link on our Website or [Click Here](#) (<https://logins2.renweb.com/logins/ParentsWeb-Login.aspx>).

6) Click on **“Family Information”** and then select **“Enrollment / Reenrollment”**. You will then be walked through the simple reenrollment steps. **Note that re-enrollment fees will now be paid online as well!**

VERITAS ACADEMY

Welcome Back:
Jonathan Daughtrey Logout

School Information ▾

Student Information ▾

Family Information ▾

- Family Home
- Family Profile
- Enrollment / Reenrollment
- Username / Password

Resources ▾

Family Information

- Jonathan Daughtrey (Parent)
- Karen Daughtrey (Parent)
- Elizabeth Daughtrey (Child)
- Joseph Daughtrey (Child)
- Patrick Daughtrey (Child)
- William Daughtrey (Child)
- Ronald & Sharon
- Carrione(Grandparent)
- Denise Johnson(Grandparent)