

Inventory by Grade and Instructional Context

GRADE 3

| GRADE 3 | | |
|---|-----------------|--------------------------|
| Instructional Context | # of Boxes | Confirm Receipt |
| IRA Interactive Read-Aloud | 3 Total | <input type="checkbox"/> |
| ▪ IRA Teacher Box (includes 1 IRA Collection Guide [contains Online Resources access code], 120 Lesson Folders, 25 Inquiry Overview Cards, 1 Unpacking Sheet, and IRA Sticker Sheets) | 1 | |
| ▪ IRA Book Boxes (120 books total) | 2 | |
| SR Shared Reading | 3 Total | <input type="checkbox"/> |
| ▪ SR Teacher Box (includes 1 SR Collection Guide [contains Online Resources access code], 10 Lesson Folders, Consonant Cluster Poster Pack, 1 Unpacking Sheet, & SR Organizational Sticker Sheets) | 1 | |
| ▪ Big Book Boxes (10 big books total) with Big Book Bag | 1 | |
| ▪ Small Book Boxes (10 titles x 6 copies with storage trays) | 1 | |
| PWS Phonics, Spelling, and Word Study | 2 Total | <input type="checkbox"/> |
| ▪ PWS System Box (includes PWS Lessons Book [contains Online Resources access code], PWS Lesson Folders, Comprehensive Phonics, Spelling, and Word Study Guide, Sing a Song of Poetry, and Hanging Folders [blue and purple]) | 1 | |
| ▪ Ready Resources Box (includes classroom posters, misc. classroom materials, lesson-specific ready resources, general resources and 1 Unpacking Sheet) | 1 | |
| GR Guided Reading | 14 Total | <input type="checkbox"/> |
| ▪ GR Teacher Box (includes 1 GR Collection Guide [contains Online Resources access code], 210* Lesson Folders, F&P Stopwatch/Calculator, Consonant Cluster Poster Pack, 1 Unpacking Sheet, and GR Organizational Sticker Sheets) | 1 | |
| ▪ GR Boxes (200 titles x 6 copies with storage trays) | 13 | |
| IR Independent Reading | 4 Total | <input type="checkbox"/> |
| ▪ IR Teacher Box (includes 1 IR Collection Guide [contains Online Resources access code], 200 Conferring Cards, 4 Genre-Based Conferring Cards, Alphabetical Dividers, 1 Unpacking Sheet, and IR Grade-Level Sticker Sheets) | 1 | |
| ▪ Book Boxes (200 books total) and Gray Storage Bins (2 storage bins total) | 3 | |
| BC Book Clubs | 4 Total | <input type="checkbox"/> |
| ▪ BC Teacher Box (includes 1 BC Collection Guide [contains Online Resources access code], 8 Inquiry Overview Cards, 32 Discussion Cards, 1 Unpacking Sheet, and BC Sticker Sheets) | 1 | |
| ▪ Book Boxes (32 titles x 6 copies of each) with Blue Storage Bins (3 storage bins total) | 3 | |
| TOTAL NUMBER OF BOXES | 30 Total | |
| RML The Reading Minilessons Book | 1 Book | <input type="checkbox"/> |
| The Fountas & Pinnell Classroom™ System Guide | 1 Book | <input type="checkbox"/> |




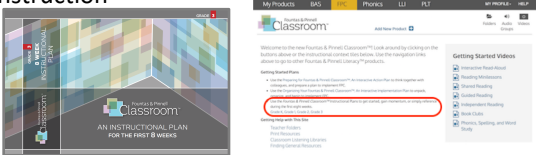

* This *FPC Guided Reading Collection* contains two-way books which accounts for the additional lesson folders.

7/2019

The Nuts & Bolts: A Quick Guide to Getting Started with FPC

Welcome to Fountas & Pinnell Classroom™

Congratulations on the journey ahead – a journey that will transform your classroom, your teaching, and the literacy lives of your students. As you prepare to unpack, organize and implement FPC, we at Heinemann are honored to partner with you to ensure an efficient and effective plan for getting started with FPC. You may be asking yourself, “Where do I start?” Start here, with this quick guide on the available resources to unpack, organize and begin implementing FPC.

| IF you are looking to.... | THEN locate this resource... |
|--|---|
| <p>1. Identify what grade and/or instructional context is contained in each box</p>  | <p>Find the white shipping label on each box that identifies the instructional context, grade and box number.</p> |
| <p>2. Register and access your Online Resources</p>  | <p>FIRST: Locate your Teacher Box. (Hint: it's the smallest of the boxes) SECOND: Find your Collection Guide located in the box. THIRD: Use the code located on the inside front cover to access Online Resources FOURTH: Visit the FPC Online Resources homepage to view the Getting Started videos and access other implementation resources. FIFTH: Find your FPC organizational stickers located in your Teacher Box to organize and label your resources. NOTE: Includes access to the free implementation course coming in August 2019.</p> |
| <p>3. Unpack, organize and implement FPC</p>  | <p>Organizing Your Fountas & Pinnell Classroom™: An Interactive Implementation Plan</p> <p>http://www.fountasandpinnell.com/resourcelibrary/id/415</p> |
| <p>4. Plan and/or begin the first eight weeks of instruction</p>  | <p>Visit the FPC Online Resources homepage to access a PDF of the <i>Fountas & Pinnell Classroom™</i> Instructional Plans to get started, gain momentum, or simply reference during the first eight weeks.</p> <p>https://resources.fountasandpinnell.com/classroom/home</p> |
| <p>5. Introduce FPC – a coherent, systematic approach to literacy teaching and learning – to your school/district.</p>  | <p>Preparing for Fountas & Pinnell Classroom™: An Interactive Action Plan</p> <p>http://www.fountasandpinnell.com/resourcelibrary/id/410</p> |