




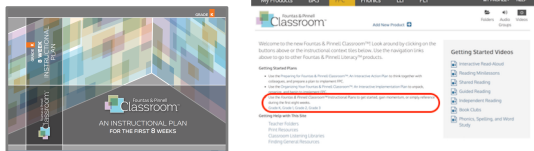

Inventory by Grade and Instructional Context

KINDERGARTEN		
Instructional Context	# of Boxes	Confirm Receipt
IRA Interactive Read-Aloud	3 Total	<input type="checkbox"/>
▪ IRA Teacher Box (includes 1 IRA Collection Guide [contains Online Resources access code], 120 Lesson Folders, 25 Inquiry Overview Cards, 1 Unpacking Sheet, and IRA Sticker Sheets)	1	
▪ IRA Book Boxes (120 books total)	2	
SR Shared Reading	9 Total	<input type="checkbox"/>
▪ SR Teacher Box (includes 1 SR Collection Guide [contains Online Resources access code], 65 Lesson Folders, Alphabet Linking Chart, 1 Unpacking Sheet, & SR Organizational Sticker Sheets)	1	
▪ Big Book Boxes (65 big books total)	2	
▪ Small Book Boxes (65 titles x 6 copies with storage trays)	4	
▪ Big Book Rolling Carts	2	
PWS Phonics, Spelling, and Word Study	2 Total	<input type="checkbox"/>
▪ PWS System Box (includes PWS Lessons Book [contains Online Resources access code], PWS Lesson Folders, Comprehensive Phonics, Spelling, and Word Study Guide, Sing a Song of Poetry, and Hanging Folders [blue and purple])	1	
▪ Ready Resources Box (includes classroom posters, misc. classroom materials, lesson-specific ready resources, general resources, and 1 Unpacking Sheet)	1	
GR Guided Reading	15 Total	<input type="checkbox"/>
▪ GR Teacher Box (includes 1 GR Collection Guide [contains Online Resources access code], 200 Lesson Folders, F&P Stopwatch/Calculator, Alphabet Linking Chart, 1 Unpacking Sheet, and GR Organizational Sticker Sheets)	1	
▪ GR Boxes (200 titles x 6 copies with storage trays)	14	
IR Independent Reading	4 Total	<input type="checkbox"/>
▪ IR Teacher Box (includes 1 IR Collection Guide [contains Online Resources access code], 150 Conferring Cards, 4 Genre-Based Conferring Cards, Alphabetical Dividers, 1 Unpacking Sheet, and IR Grade-Level Sticker Sheets)	1	
▪ Book Boxes (150 books total) with Gray Storage Bins (2 storage bins total)	3	
BC Book Clubs	4 Total	<input type="checkbox"/>
▪ BC Teacher Box (includes 1 BC Collection Guide [contains Online Resources access code], 8 Inquiry Overview Cards, 32 Discussion Cards, 1 Unpacking Sheet, and BC Sticker Sheets)	1	
▪ Book Boxes (32 titles x 6 copies of each) with Blue Storage Bins (3 storage bins total)	3	
TOTAL NUMBER OF BOXES	37 Total	
RML The Reading Minilessons Book	1 Book	<input type="checkbox"/>
The Fountas & Pinnell Classroom™ System Guide	1 Book	<input type="checkbox"/>

The Nuts & Bolts: A Quick Guide to Getting Started with *FPC*

Welcome to Fountas & Pinnell Classroom™

Congratulations on the journey ahead – a journey that will transform your classroom, your teaching, and the literacy lives of your students. As you prepare to unpack, organize and implement *FPC*, we at Heinemann are honored to partner with you to ensure an efficient and effective plan for getting started with *FPC*. You may be asking yourself, “Where do I start?” Start here, with this quick guide on the available resources to unpack, organize and begin implementing *FPC*.

IF you are looking to....	THEN locate this resource...
<p>1. Identify what grade and/or instructional context is contained in each box</p> 	<p>Find the white shipping label on each box that identifies the instructional context, grade and box number.</p>
<p>2. Register and access your Online Resources</p> 	<p>FIRST: Locate your Teacher Box. (Hint: it's the smallest of the boxes) SECOND: Find your Collection Guide located in the box. THIRD: Use the code located on the inside front cover to access Online Resources FOURTH: Visit the <i>FPC</i> Online Resources homepage to view the Getting Started videos and access other implementation resources. FIFTH: Find your <i>FPC</i> organizational stickers located in your Teacher Box to organize and label your resources. NOTE: Includes access to the free implementation course coming in August 2019.</p>
<p>3. Unpack, organize and implement <i>FPC</i></p> 	<p>Organizing Your Fountas & Pinnell Classroom™: An Interactive Implementation Plan</p> <p>http://www.fountasandpinnell.com/resourcelibrary/id/415</p>
<p>4. Plan and/or begin the first eight weeks of instruction</p> 	<p>Visit the <i>FPC</i> Online Resources homepage to access a PDF of the <i>Fountas & Pinnell Classroom™</i> Instructional Plans to get started, gain momentum, or simply reference during the first eight weeks.</p> <p>https://resources.fountasandpinnell.com/classroom/home</p>
<p>5. Introduce <i>FPC</i> – a coherent, systematic approach to literacy teaching and learning – to your school/district.</p> 	<p>Preparing for Fountas & Pinnell Classroom™: An Interactive Action Plan</p> <p>http://www.fountasandpinnell.com/resourcelibrary/id/410</p>