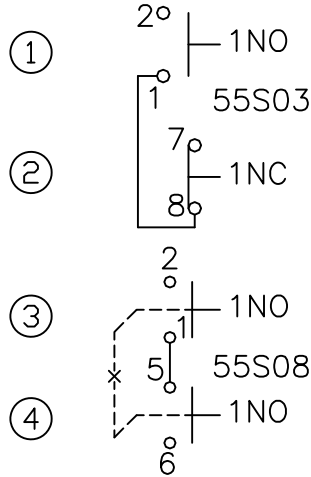
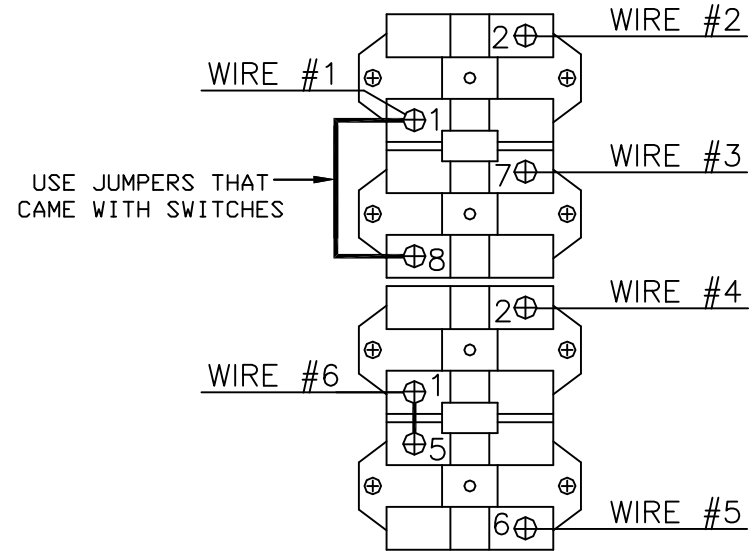


SWITCH SCHEMATIC



SWITCH ASSEMBLY VIEWED FROM BACK SIDE



**NOTES:**

1. SW1&2 SINGLE SPEED MOMENTARY 1 N.O. & 1 N.C CONTACT. TYPE 55S03
2. SW3&4 ARE MECHANICALLY INTERLOCKED. 1 SINGLE SPEED MOMENTARY N.O. CONTACT EACH. TYPE 55S08
3. CONTACTS RATED 5A @ 120 DR 250VAC MAX, 2A @ 24VDC, .4A @ 120VDC.
4. YELLOW HIGH IMPACT ENCLOSURE, STANDARD CABLE ENTRY AND HOUSING DEPTH..
5. UL LISTED, NEMA4X RATED AS ASSEMBLY

REV	REVISION DESCRIPTION	DATE	BY	CHKD	ECH NO.
A	INITIAL DESIGN	12/09/19	FWK		

**TOLERANCES**  
 FRAC. ± 1/64  
 .X ± .015  
 .XX ± .010  
 .XXX ± .005  
 ANGLES ± 1°  
 UNLESS OTHERWISE SPECIFIED  
**DO NOT SCALE**  
 B SIZE

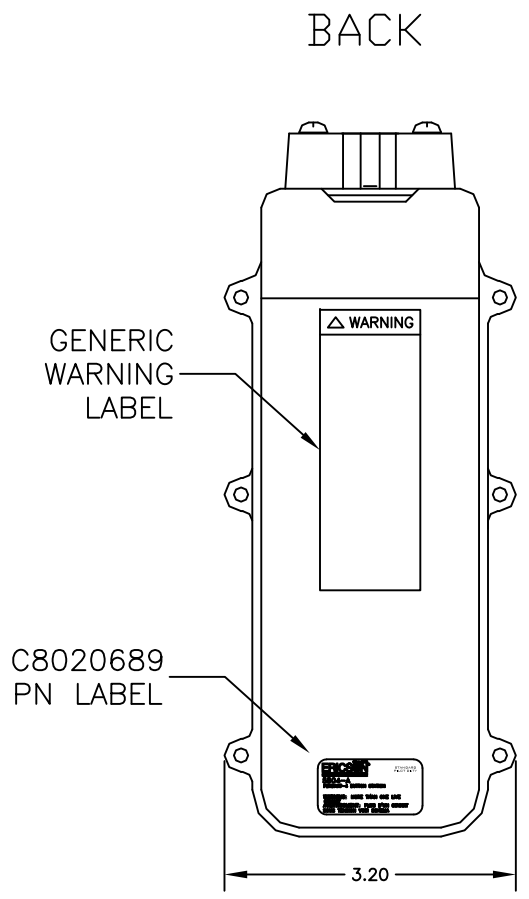
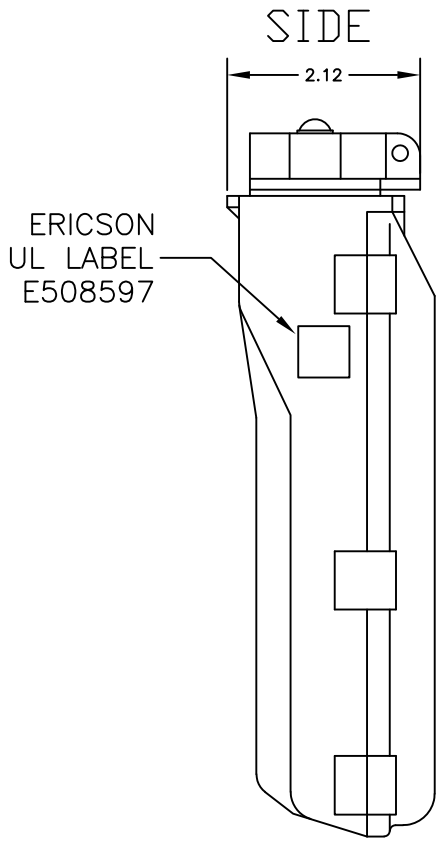
DWG. APPROVALS	DATE	REV.

DRAWN FWK 12/09/19  
 CHK'D \_\_\_\_\_

**ERICSON**  
 SAFETY IS OUR STANDARD  
 ERICSON MANUFACTURING COMPANY  
 1-800-ERICSON • www.ericson.com

DWG. TITLE		
5500 SERIES PENDANTS 4 POSITION PENDANT 1NC & 3NO CONTACTS		
SCALE NTS	PROJ NO. --/--	SHEET 1 OF 2
DWG. UNIT NO.		REV
5504-A		A

- NOTES:**
1. SHIPPED WITH POLYBAG CONTAINING RING CRIMP TERMINALS AND LS1 BUTTON LEGEND SHEET
  2. SHIPPED WITH C8020398B INSTALLATION & OPERATION MANUAL.
  3. SHIPPED WITH 2 PIECE BUSHING KIT 55CG2
  4. C1010198 MAIN PENDANT UNIT.
  5. POLYBAGGED WITH C8020444 LABEL.



REV	REVISION DESCRIPTION	DATE	BY	CHKD	ECN NO.

**TOLERANCES**  
 FRAC. ± 1/64  
 .X ± .015  
 .XX ± .010  
 .XXX ± .005  
 ANGLES ± 1°  
 UNLESS OTHERWISE SPECIFIED  
**DO NOT SCALE**  
 B SIZE

DWG. APPROVALS	DATE	REV.

DRAWN FWK 12/09/19  
 CHK'D

**ERICSON**  
 SAFETY IS OUR STANDARD

ERICSON MANUFACTURING COMPANY  
 1-800-ERICSON • www.ericson.com

DWG. TITLE		
5500 SERIES PENDANTS 4 POSITION PENDANT 1NC & 3NO CONTACTS		
SCALE NTS	PROJ NO. --/--	SHEET 2 OF 2
DWG. UNIT NO. 5504-A		REV A