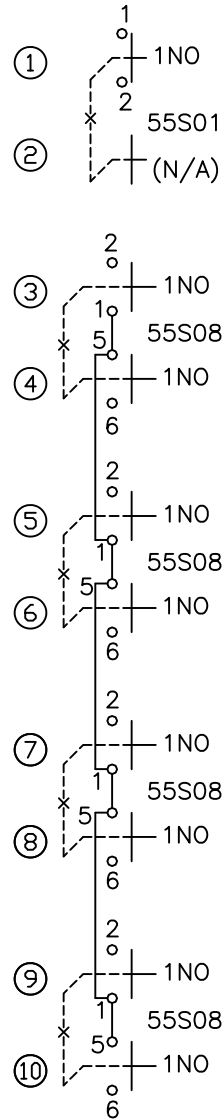
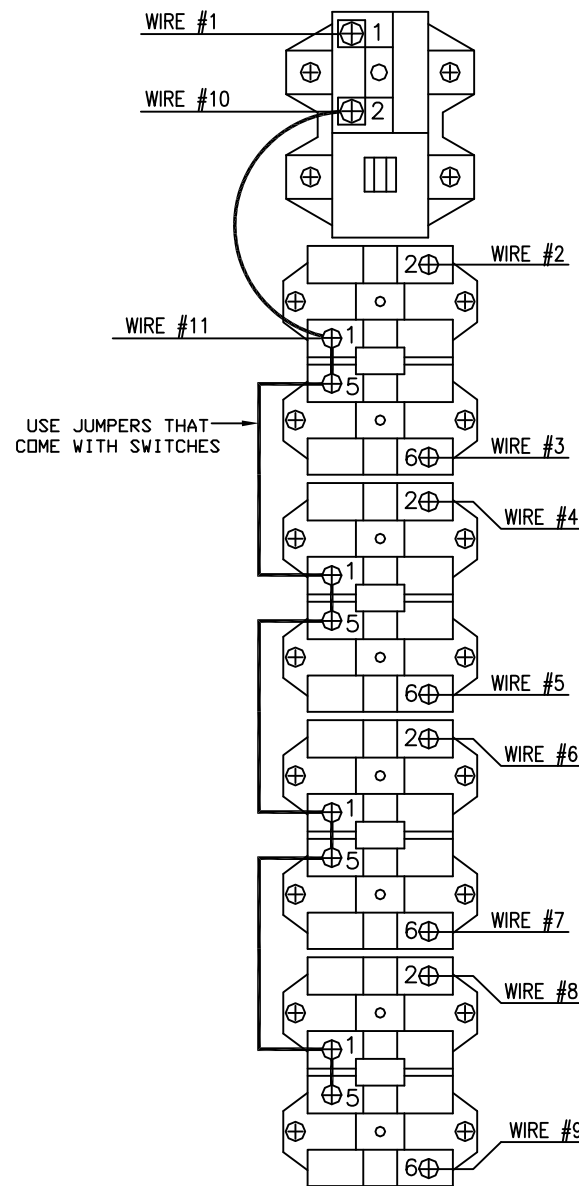


SWITCH SCHEMATIC



SWITCH ASSEMBLY VIEWED FROM BACK SIDE



- NOTES:
- SW1&SW2 ARE MECHANICALLY INTERLOCKED. 1 MAINTAINED N.O. CONTACT SW1, MOMENTARY SW2, TYPE 55S01.
 - SW3&SW4, SW5&6, SW7&8, SW9&10 ARE MECHANICALLY INTERLOCKED. 1 SINGLE SPEED MOMENTARY N.O. CONTACT EACH. TYPE 55S08.
 - CONTACTS RATED 5A @ 120 DR 250VAC MAX, 2A @ 24VDC, .4A @ 120VDC.
 - YELLOW HIGH IMPACT ENCLOSURE, LARGE CABLE ENTRY AND HOUSING DEPTH.
 - UL LISTED, NEMA4X RATED AS ASSEMBLY

REV	REVISION DESCRIPTION	DATE	BY	CHKD	ECN NO.
A	INITIAL DESIGN	12/2/19	FWK		

TOLERANCES
 FRAC. ± 1/64
 .X ± .015
 .XX ± .010
 .XXX ± .005
 ANGLES ± 1°
 UNLESS OTHERWISE SPECIFIED
 DO NOT SCALE
 B SIZE

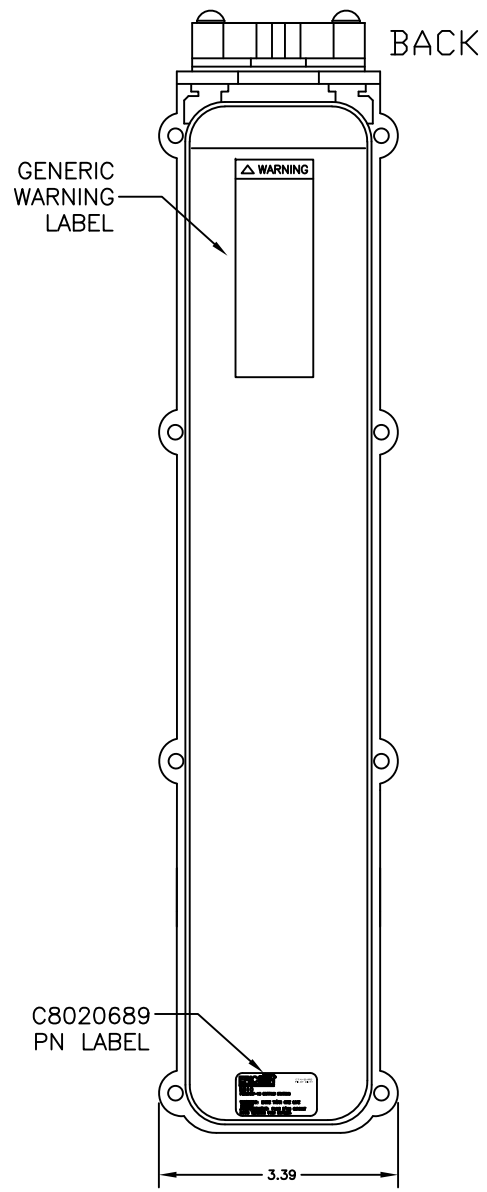
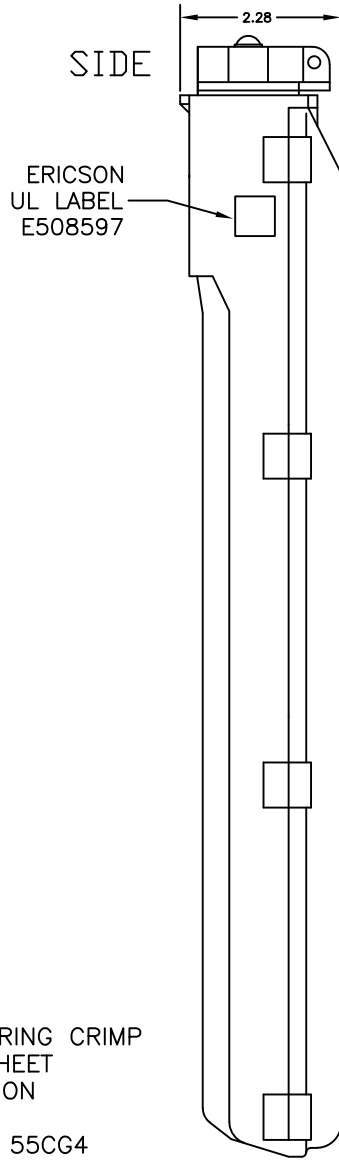
DWG. APPROVALS	DATE	REV.

DRAWN FWK 12/2/19
 CHK'D _____

ERICSON
 SAFETY IS OUR STANDARD

ERICSON MANUFACTURING COMPANY
 1-800-ERICSON • www.ericson.com

DWG. TITLE		
5500 SERIES PENDANTS 10 POSITION PENDANT		
SCALE NTS	PROJ NO. --/--	SHEET 1 OF 2
DWG. UNIT NO. 5510		REV A



- NOTES:**
1. SHIPPED WITH POLYBAG CONTAINING RING CRIMP TERMINALS AND LS1 BUTTON LEGEND SHEET
 2. SHIPPED WITH C8020398B INSTALLATION & OPERATION MANUAL.
 3. SHIPPED WITH 2 PIECE BUSHING KIT 55CG4
 4. C1010228 MAIN PENDANT UNIT.
 5. POLYBAGGED WITH C8020444 LABEL.

REV	REVISION DESCRIPTION	DATE	BY	CHKD	ECN NO.

TOLERANCES
 FRAC. ± 1/64
 .X ± .015
 .XX ± .010
 .XXX ± .005
 ANGLES ± 1°
UNLESS OTHERWISE SPECIFIED
DO NOT SCALE
 B SIZE

DWG. APPROVALS	DATE	REV.

DRAWN FWK 12/2/19
 CHK'D

ERICSON
 SAFETY IS OUR STANDARD

ERICSON MANUFACTURING COMPANY
 1-800-ERICSON • www.ericson.com

DWG. TITLE		
5500 SERIES PENDANTS 10 POSITION PENDANT		
SCALE NTS	PROJ NO. --/--	SHEET 2 OF 2
DWG. UNIT NO.		REV
5510		A