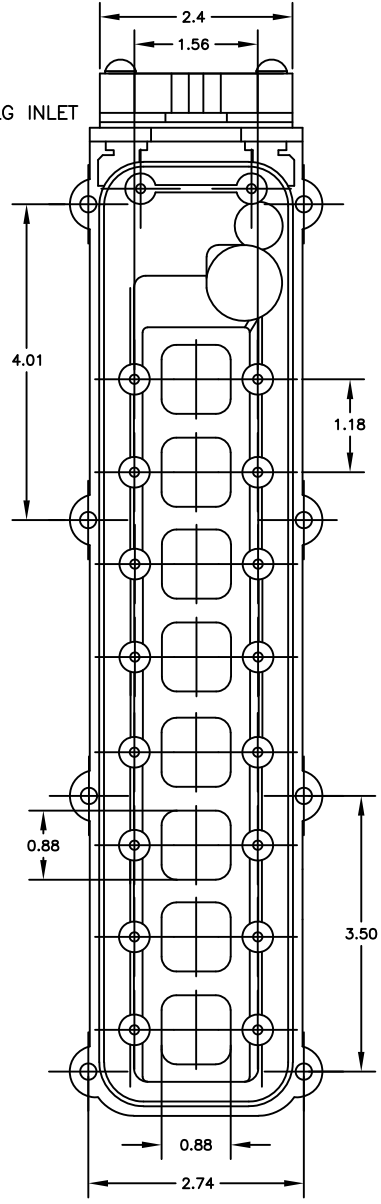


8 7 6 5 4 3 2 1
RESTRICTED

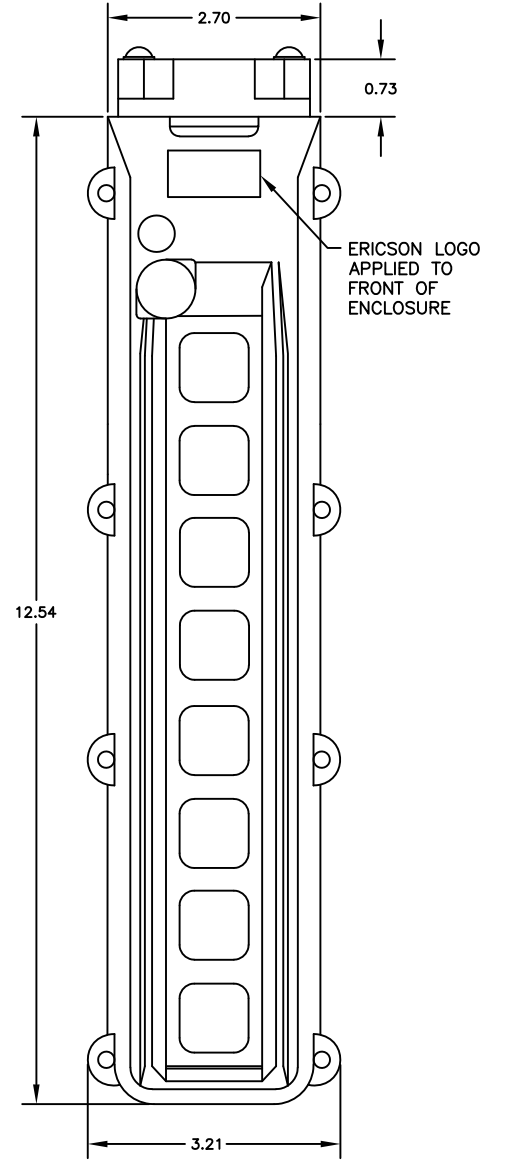
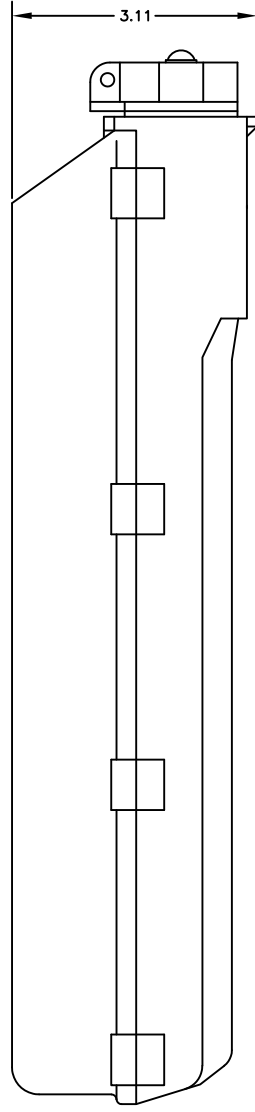
THIS PRINT IS PROPRIETARY AND CONFIDENTIAL AND MUST NOT BE COPIED OR ITS CONTENTS REVEALED TO UNAUTHORIZED PERSONNEL WITHOUT WRITTEN CONSENT OF ERICSON MANUFACTURING CO. IT IS TO BE RETURNED TO ERICSON MFG. UPON REQUEST.

NOTES:

1. ABS RESIN PA-765A, YELLOW
2. HOUSING TO INCLUDE (KITTED)
 - A. 55BB - BOOTS (BLACK) (8)
 - B. 55CG3 - 13.3-16.5mm BUSHING & GLANDS (1) LG INLET
 - C. 55LC - SWITCH COVER (CHIPS) (8)
 - D. LS1 - BUTTON LEGEND SHEET (1)
 - E. CABLE CLAMP (PLASTIC) (2) W/SCREWS (2)
 - F. S-HOOK W/HARDWARE (1)
3. POLYBAGGED & LABELLED (C8020443) W/PART NUMBER



BACK VIEW
 W/O BACK COVER



REV	REVISION DESCRIPTION	DATE	BY	CHKD	ECN NO.
A	INITIAL DESIGN	11/18/19	FWK		

TOLERANCES
 FRAC. ± 1/64
 .X ± .015
 .XX ± .010
 .XXX ± .005
 ANGLES ± 1°
UNLESS OTHERWISE SPECIFIED
DO NOT SCALE
 B SIZE

DWG. APPROVALS DATE REV.
 _____ _____ _____
 _____ _____ _____
 _____ _____ _____
 DRAWN FWK 11/18/19
 CHK'D _____



ERICSON
 SAFETY IS OUR STANDARD

ERICSON MANUFACTURING COMPANY
 1-800-ERICSON • www.ericson.com

DWG. TITLE		
5500 SERIES PENDANTS ENCLOSURE - 8 BUTTON LARGE CABLE ENTRY - DEEP BACK		
SCALE NTS	PROJ NO. --/--	SHEET 1 OF 1
DWG. UNIT NO. 55EN08HD		REV A