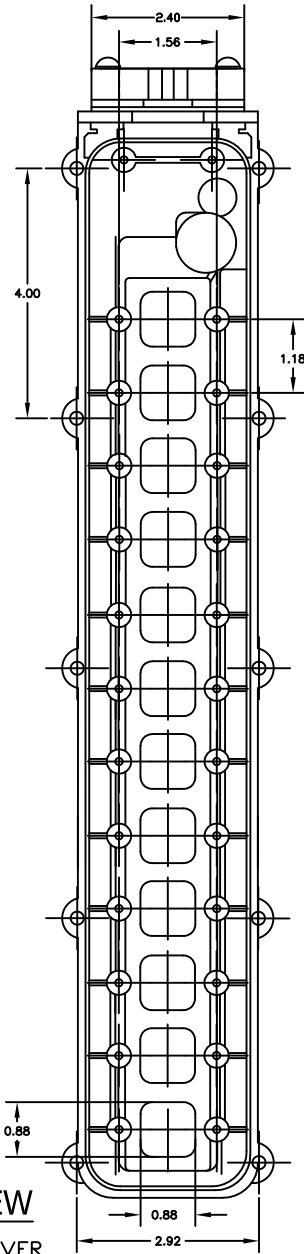


8 7 6 5 4 3 2 1
RESTRICTED

THIS PRINT IS PROPRIETARY AND CONFIDENTIAL AND MUST NOT BE COPIED OR ITS CONTENTS REVEALED TO UNAUTHORIZED PERSONNEL WITHOUT WRITTEN CONSENT OF ERICSON MANUFACTURING CO. IT IS TO BE RETURNED TO ERICSON MFG. UPON REQUEST.

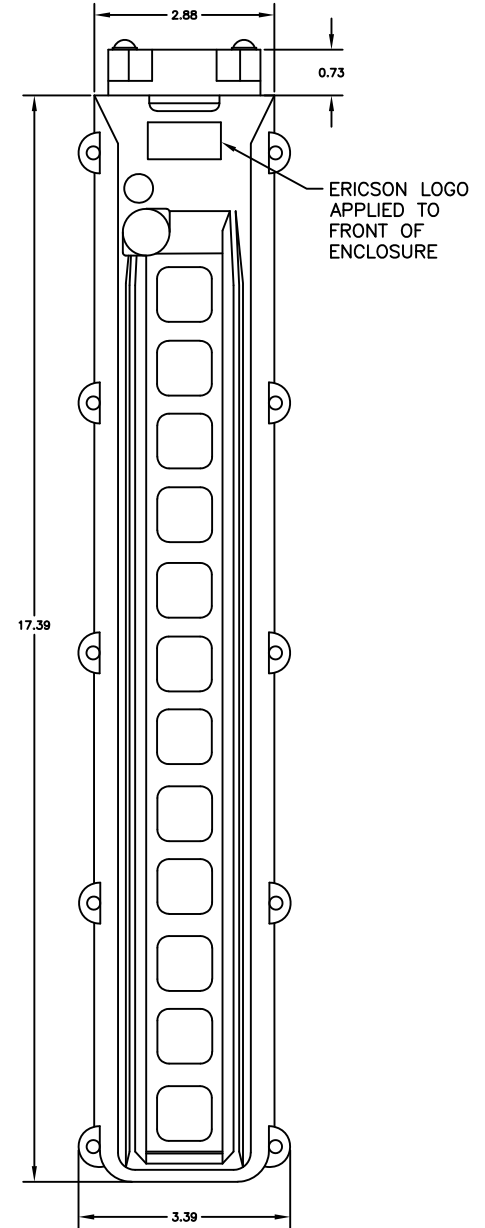
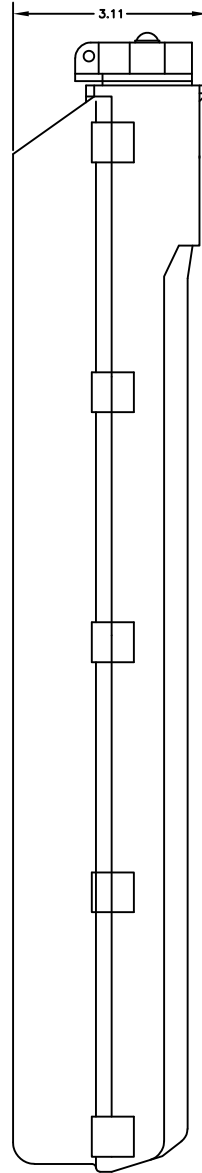
NOTES:

1. ABS RESIN PA-765A, YELLOW
2. HOUSING TO INCLUDE (KITTED)
 - A. 55BB - BOOTS (BLACK) (12)
 - B. 55CG4 - 16.3-19.5mm BUSHING & GLANDS (1) LG INLET
 - C. 55LC - SWITCH COVER (CHIPS) (12)
 - D. LS1 - BUTTON LEGEND SHEET (1)
 - E. CABLE CLAMP (PLASTIC) (2) W/SCREWS (2)
 - F. S-HOOK W/HARDWARE (1)
3. POLYBAGGED & LABELLED (C8020443) W/PART NUMBER



BACK VIEW

W/O BACK COVER



REV	REVISION DESCRIPTION	DATE	BY	CHKD	ECN NO.
A	INITIAL DESIGN	11/18/19	FWK		

TOLERANCES	
FRAC.	± 1/64
.X	± .015
.XX	± .010
.XXX	± .005
ANGLES ± 1°	
UNLESS OTHERWISE SPECIFIED	
DO NOT SCALE	
B SIZE	

DWG. APPROVALS	DATE	REV.

DRAWN FWK 11/18/19
 CHK'D _____

ERICSON
 SAFETY IS OUR STANDARD
 ERICSON MANUFACTURING COMPANY
 1-800-ERICSON • www.ericson.com

DWG. TITLE		
5500 SERIES PENDANTS ENCLOSURE - 12 BUTTON DEEP BACK & LARGE CABLE INLET		
SCALE NTS	PROJ NO. --/--	SHEET 1 OF 1
DWG. UNIT NO. 55EN12HD		REV A