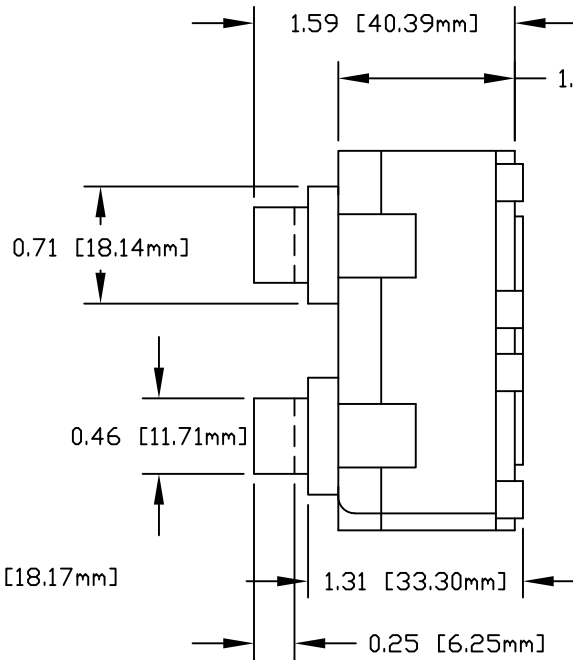
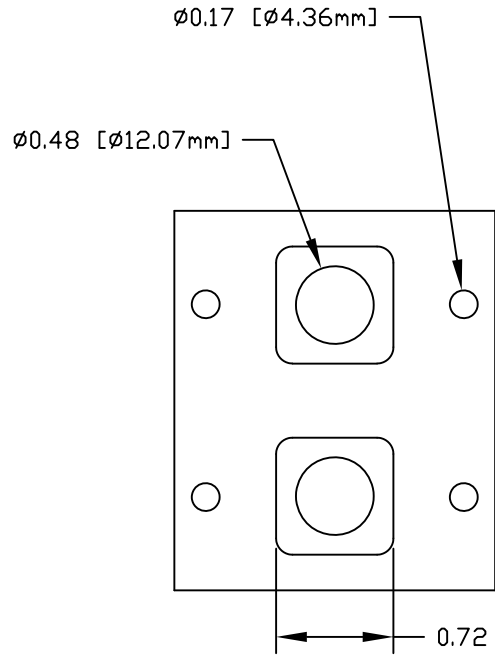
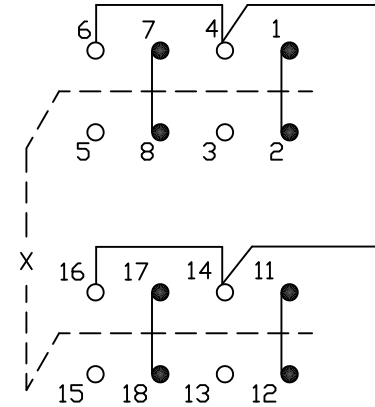
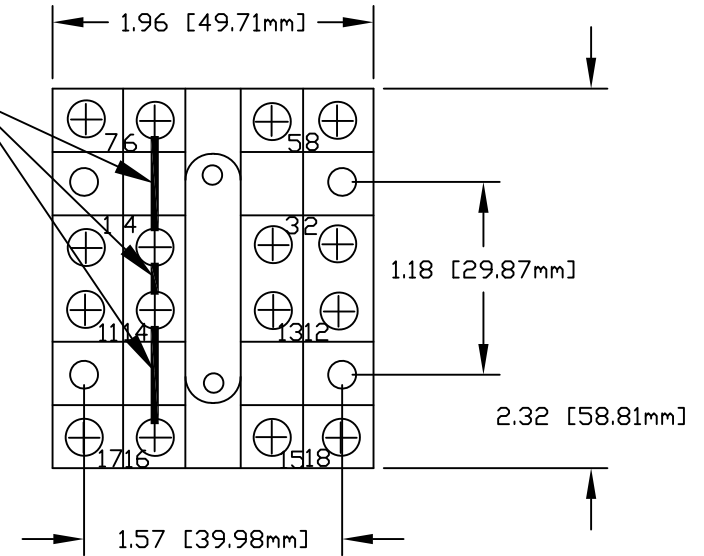


1ST STEP CONTACTS 1 AND 2
OPEN, CONTACTS 7 AND 8 OPEN
CONTACTS 3 AND 4 CLOSE
2ND STEP CONTACTS 5 AND 6 CLOSE
REPEAT FOR OTHER SIDE
WITH MECHANICAL INTERLOCK
(IF SINGLE OUTPUT FOR 2SPEED-JUMPER
PINS 5 & 1 WITH 55J5)



REF.
JUMPER
55J3
(QTY 3 AND
ONE SPARE
PACKAGED)



NOTES:

1. SHIPPED WITH BUTTON LEGEND SHEET
2. PARTS KITTED IN POLYBAG, P/N ON BAG
3. MTBF 500,000 CYCLES
4. 5A @ 120 OR 250VAC MAX, 2A @ 24VDC, .4A @ 120VDC
5. MECHANICALLY INTERLOCKED, MOMENTARY

REV	REVISION DESCRIPTION	DATE	BY	CHKD	ECN NO.
A	INITIAL DESIGN	10/11/19	FWK		

TOLERANCES
FRAC. ± 1/64
.X ± .015
.XX ± .010
.XXX ± .005
ANGLES ± 1°
UNLESS OTHERWISE SPECIFIED
DO NOT SCALE
B SIZE

DWG. APPROVALS DATE REV.

DRAWN FWK 10/11/19
CHK'D _____

ERICSON
SAFETY IS OUR STANDARD
ERICSON MANUFACTURING COMPANY
1-800-ERICSON • www.ericson.com

DWG. TITLE 5500 SERIES PENDANTS SWITCH, MOMENTARY, TWO BUTTON 2 SPD 4NO 4NC, W/INTERLOCK		
SCALE NTS	PROJ NO. --/--	SHEET 1 OF 1
DWG. UNIT NO. 55S16		REV A