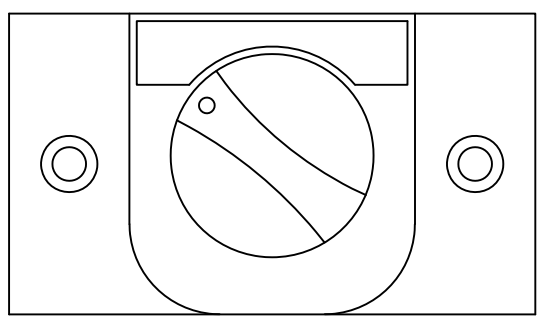
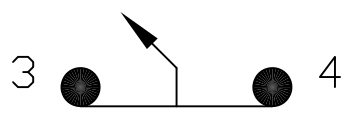
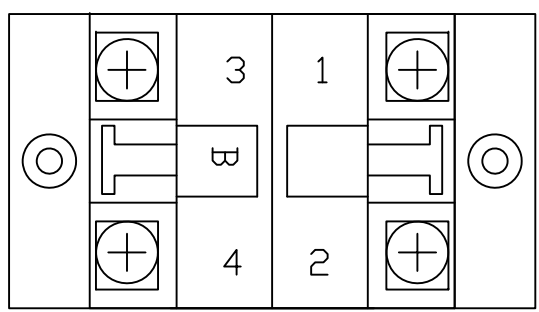


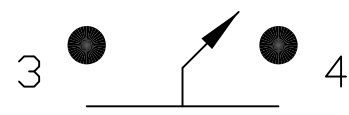
TOP



BOTTOM



LEFT



RIGHT

NOTES:

1. SHIPPED WITH SELECTOR SWITCH LEGEND SHEET
2. PARTS KITTED IN POLYBAG, P/N ON BAG
3. MTBF 500,000 CYCLES
4. 5A @ 120 OR 250VAC MAX, 2A @ 24VDC, .4A @ 120VDC
5. MAINTAINED

| REV | REVISION DESCRIPTION | DATE | BY | CHKD | ECN NO. |
|-----|----------------------|----------|-----|------|---------|
| A | INITIAL DESIGN | 10/14/19 | FWK | | |
| | | | | | |
| | | | | | |
| | | | | | |
| | | | | | |

TOLERANCES
 FRAC. ± 1/64
 .X ± .015
 .XX ± .010
 .XXX ± .005
 ANGLES ± 1°
 UNLESS OTHERWISE SPECIFIED
DO NOT SCALE
 B SIZE

| DWG. APPROVALS | DATE | REV. |
|----------------|------|------|
| | | |
| | | |
| | | |

DRAWN FWK 10/14/19
 CHK'D _____

ERICSON
 SAFETY IS OUR STANDARD

ERICSON MANUFACTURING COMPANY
 1-800-ERICSON • www.ericson.com

| | | |
|---|-------------------|--------------|
| DWG. TITLE | | |
| 5500 SERIES PENDANTS SWITCH, SELECTOR, 2 POSITION 1 NORMALLY CLOSED | | |
| SCALE NTS | PROJ NO. --/-- | SHEET 1 OF 1 |
| DWG. UNIT NO. 55S18 | | REV A |