



AMARILLO

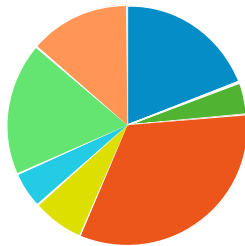
economic development corp.

Amarillo Trade Area Consumer Spending Report

Consumer Spending Report (within polygon)

Apparel (2016)

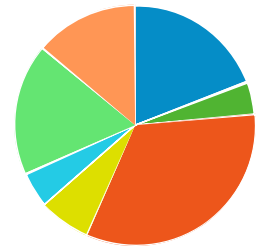
- Men's Apparel
- Boys' Apparel
- Women's Apparel
- Girls' Apparel
- Infants Apparel
- Footwear
- Apparel Services and Accessories



	\$ PER HOUSEHOLD	TOTAL \$000'S
Totals:	\$1,835	\$413,860
Men's Apparel	\$352	\$79,397
Boys' Apparel	\$80	\$18,201
Women's Apparel	\$603	\$135,971
Girls' Apparel	\$129	\$29,146
Infants Apparel	\$88	\$19,990
Footwear	\$331	\$74,789
Apparel Services and Accessories	\$250	\$56,365

Apparel (2021)

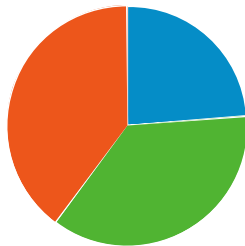
- Men's Apparel
- Boys' Apparel
- Women's Apparel
- Girls' Apparel
- Infants Apparel
- Footwear
- Apparel Services and Accessories



	\$ PER HOUSEHOLD	TOTAL \$000'S
Totals:	\$2,031	\$479,592
Men's Apparel	\$390	\$92,145
Boys' Apparel	\$88	\$20,930
Women's Apparel	\$670	\$158,153
Girls' Apparel	\$142	\$33,588
Infants Apparel	\$97	\$23,072
Footwear	\$358	\$84,537
Apparel Services and Accessories	\$284	\$67,167

Entertainment (2016)

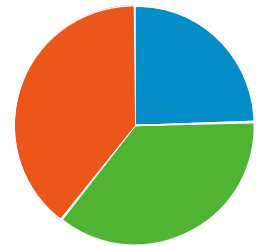
- Fees And Admissions
- Video And Audio Equipment
- Recreational Equipment And Supplies



	\$ PER HOUSEHOLD	TOTAL \$000'S
Totals:	\$2,945	\$663,951
Fees And Admissions	\$699	\$157,591
Video And Audio Equipment	\$1,074	\$242,128
Recreational Equipment And Supplies	\$1,172	\$264,232

Entertainment (2021)

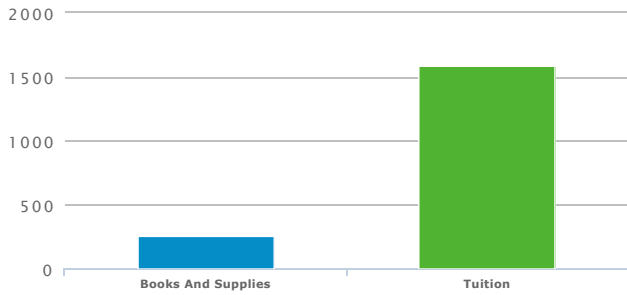
- Fees And Admissions
- Video And Audio Equipment
- Recreational Equipment And Supplies



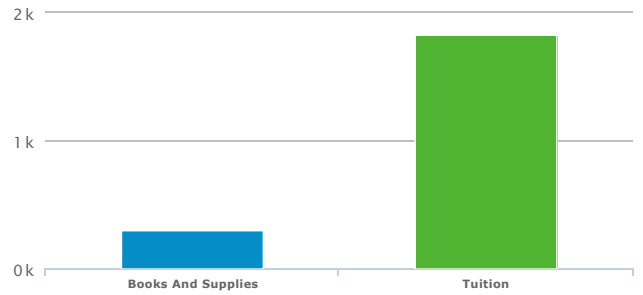
	\$ PER HOUSEHOLD	TOTAL \$000'S
Totals:	\$3,262	\$770,031
Fees And Admissions	\$801	\$189,243
Video And Audio Equipment	\$1,176	\$277,724
Recreational Equipment And Supplies	\$1,284	\$303,064

Education (2016)

Education (2021)

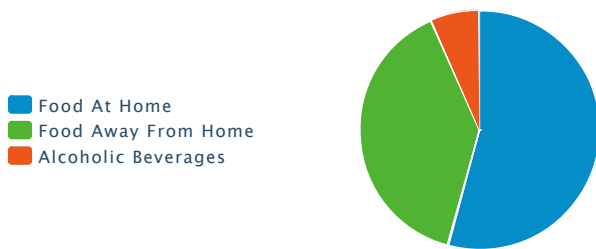


	\$ PER HOUSEHOLD	TOTAL \$000'S
Totals:	\$1,850	\$417,058
Books And Supplies	\$258	\$58,386
Tuition	\$1,591	\$358,672



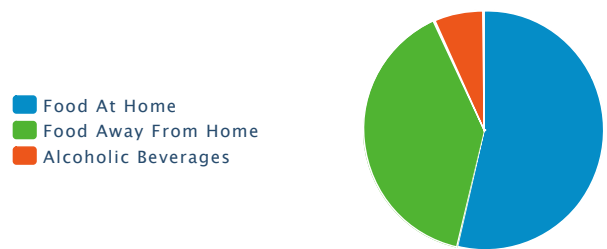
	\$ PER HOUSEHOLD	TOTAL \$000'S
Totals:	\$2,137	\$504,580
Books And Supplies	\$299	\$70,616
Tuition	\$1,838	\$433,964

Food and Beverages (2016)



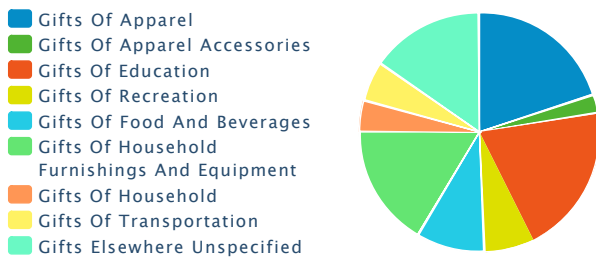
	\$ PER HOUSEHOLD	TOTAL \$000'S
Totals:	\$7,830	\$1,765,161
Food At Home	\$4,252	\$958,623
Food Away From Home	\$3,060	\$689,892
Alcoholic Beverages	\$517	\$116,646

Food and Beverages (2021)



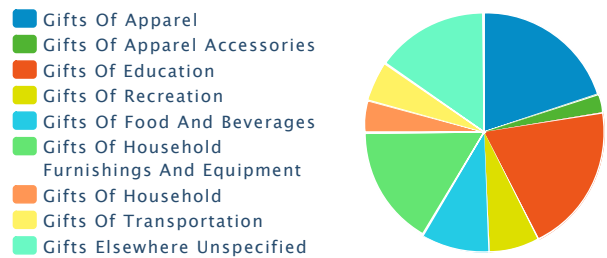
	\$ PER HOUSEHOLD	TOTAL \$000'S
Totals:	\$8,556	\$2,019,529
Food At Home	\$4,587	\$1,082,683
Food Away From Home	\$3,386	\$799,269
Alcoholic Beverages	\$582	\$137,577

Gifts (2016)



	\$ PER HOUSEHOLD	TOTAL \$000'S
Totals:	\$1,261	\$284,273
Gifts Of Apparel	\$251	\$56,640
Gifts Of Apparel Accessories	\$31	\$7,187
Gifts Of Education	\$253	\$57,237
Gifts Of Recreation	\$85	\$19,375
Gifts Of Food And Beverages	\$116	\$26,304
Gifts Of Household Furnishings And Equipment	\$206	\$46,454
Gifts Of Household	\$53	\$12,126
Gifts Of Transportation	\$67	\$15,261
Gifts Elsewhere Unspecified	\$193	\$43,690

Gifts (2021)

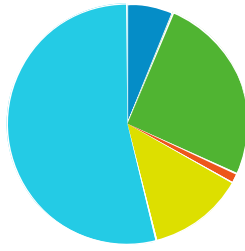


	\$ PER HOUSEHOLD	TOTAL \$000'S
Totals:	\$1,440	\$340,065
Gifts Of Apparel	\$286	\$67,646
Gifts Of Apparel Accessories	\$36	\$8,603
Gifts Of Education	\$289	\$68,392
Gifts Of Recreation	\$98	\$23,176
Gifts Of Food And Beverages	\$133	\$31,422
Gifts Of Household Furnishings And Equipment	\$235	\$55,573
Gifts Of Household	\$61	\$14,446
Gifts Of Transportation	\$78	\$18,421
Gifts Elsewhere Unspecified	\$221	\$52,386

Household Furnishings (2016)

Household Furnishings (2021)

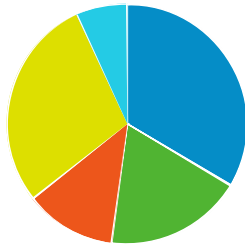
- Household Textiles
- Furniture
- Floor Coverings
- Major Appliances
- Housewares And Small Appliances



	\$ PER HOUSEHOLD	TOTAL \$000'S
Totals:	\$1,786	\$402,771
Household Textiles	\$111	\$25,189
Furniture	\$456	\$102,913
Floor Coverings	\$24	\$5,489
Major Appliances	\$232	\$52,388
Housewares And Small Appliances	\$961	\$216,792

Shelter (2016)

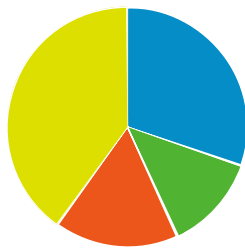
- Mortgage Interest
- Property Taxes
- Miscellaneous Owned Dwelling Costs
- Rental Costs
- Other Lodging



	\$ PER HOUSEHOLD	TOTAL \$000'S
Totals:	\$10,868	\$2,450,103
Mortgage Interest	\$3,648	\$822,407
Property Taxes	\$2,013	\$453,869
Miscellaneous Owned Dwelling Costs	\$1,333	\$300,662
Rental Costs	\$3,118	\$702,940
Other Lodging	\$755	\$170,226

Household Operations (2016)

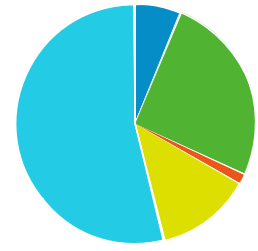
- Babysitting And Elderly Care
- Household Services
- Alimony And Child Support
- Household Supplies



	\$ PER HOUSEHOLD	TOTAL \$000'S
Totals:	\$1,462	\$329,651
Babysitting And Elderly Care	\$442	\$99,650
Household Services	\$189	\$42,806
Alimony And Child Support	\$245	\$55,397
Household Supplies	\$584	\$131,797

Personal Care (2016)

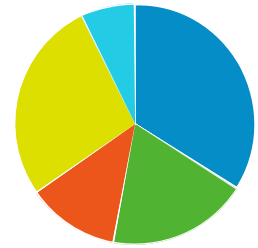
- Household Textiles
- Furniture
- Floor Coverings
- Major Appliances
- Housewares And Small Appliances



	\$ PER HOUSEHOLD	TOTAL \$000'S
Totals:	\$1,995	\$470,906
Household Textiles	\$123	\$29,175
Furniture	\$512	\$121,012
Floor Coverings	\$28	\$6,654
Major Appliances	\$257	\$60,831
Housewares And Small Appliances	\$1,072	\$253,234

Shelter (2021)

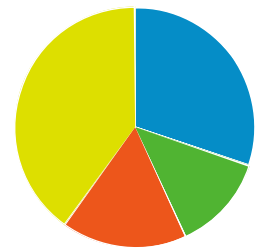
- Mortgage Interest
- Property Taxes
- Miscellaneous Owned Dwelling Costs
- Rental Costs
- Other Lodging



	\$ PER HOUSEHOLD	TOTAL \$000'S
Totals:	\$12,023	\$2,837,696
Mortgage Interest	\$4,097	\$967,165
Property Taxes	\$2,270	\$535,821
Miscellaneous Owned Dwelling Costs	\$1,487	\$351,184
Rental Costs	\$3,284	\$775,140
Other Lodging	\$882	\$208,386

Household Operations (2021)

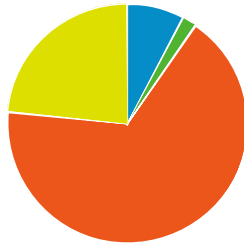
- Babysitting And Elderly Care
- Household Services
- Alimony And Child Support
- Household Supplies



	\$ PER HOUSEHOLD	TOTAL \$000'S
Totals:	\$1,655	\$390,842
Babysitting And Elderly Care	\$499	\$117,850
Household Services	\$215	\$50,785
Alimony And Child Support	\$279	\$65,902
Household Supplies	\$662	\$156,306

Personal Care (2021)

- Hair Care
- Electric Personal Care Appliances
- Personal Care Services
- Personal Care Products



	\$ PER HOUSEHOLD	TOTAL \$000'S
Totals:	\$686	\$154,678
Hair Care	\$53	\$12,026
Electric Personal Care Appliances	\$13	\$3,042
Personal Care Services	\$459	\$103,511
Personal Care Products	\$160	\$36,098

Utilities (2016)

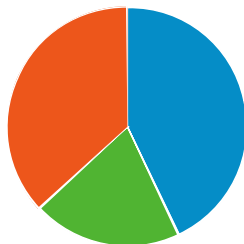
- Natural Gas
- Electricity
- Fuel Oil And Other Fuels
- Telephone Service
- Other Utilities



	\$ PER HOUSEHOLD	TOTAL \$000'S
Totals:	\$4,040	\$910,950
Natural Gas	\$428	\$96,592
Electricity	\$1,538	\$346,894
Fuel Oil And Other Fuels	\$146	\$32,996
Telephone Service	\$1,377	\$310,508
Other Utilities	\$549	\$123,960

Reading (2016)

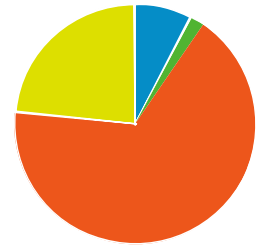
- Newspapers
- Magazines
- Books



	\$ PER HOUSEHOLD	TOTAL \$000'S
Totals:	\$116	\$26,264
Newspapers	\$49	\$11,262
Magazines	\$23	\$5,387
Books	\$42	\$9,614

Tobacco (2016)

- Hair Care
- Electric Personal Care Appliances
- Personal Care Services
- Personal Care Products



	\$ PER HOUSEHOLD	TOTAL \$000'S
Totals:	\$755	\$178,233
Hair Care	\$58	\$13,864
Electric Personal Care Appliances	\$14	\$3,509
Personal Care Services	\$505	\$119,260
Personal Care Products	\$176	\$41,600

Utilities (2021)

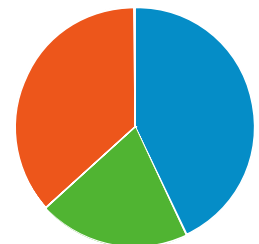
- Natural Gas
- Electricity
- Fuel Oil And Other Fuels
- Telephone Service
- Other Utilities



	\$ PER HOUSEHOLD	TOTAL \$000'S
Totals:	\$4,380	\$1,033,883
Natural Gas	\$467	\$110,274
Electricity	\$1,662	\$392,278
Fuel Oil And Other Fuels	\$159	\$37,533
Telephone Service	\$1,493	\$352,518
Other Utilities	\$598	\$141,280

Reading (2021)

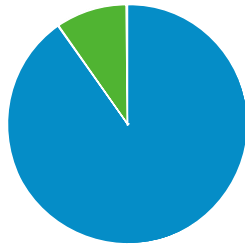
- Newspapers
- Magazines
- Books



	\$ PER HOUSEHOLD	TOTAL \$000'S
Totals:	\$129	\$30,479
Newspapers	\$55	\$13,075
Magazines	\$26	\$6,251
Books	\$47	\$11,153

Tobacco (2021)

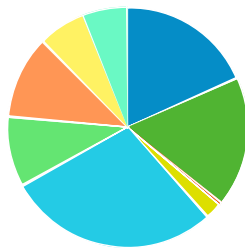
■ Cigarettes
■ Other Tobacco Products



	\$ PER HOUSEHOLD	TOTAL \$000'S
Totals:	\$339	\$76,507
Cigarettes	\$305	\$68,849
Other Tobacco Products	\$33	\$7,658

Transportation (2016)

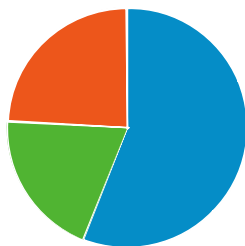
■ New Vehicle Purchase
■ Used Vehicle Purchase
■ Motorcycles (New And Used)
■ Vehicle Finance Charges
■ Gasoline And Oil
■ Vehicle Repair And Maintenance
■ Vehicle Insurance
■ Public Transportation
■ Other Transportation Costs



	\$ PER HOUSEHOLD	TOTAL \$000'S
Totals:	\$10,098	\$2,276,455
New Vehicle Purchase	\$1,853	\$417,851
Used Vehicle Purchase	\$1,758	\$396,526
Motorcycles (New And Used)	\$42	\$9,546
Vehicle Finance Charges	\$231	\$52,129
Gasoline And Oil	\$2,872	\$647,651
Vehicle Repair And Maintenance	\$957	\$215,798
Vehicle Insurance	\$1,128	\$254,296
Public Transportation	\$634	\$142,959
Other Transportation Costs	\$619	\$139,698

Health Care (2016)

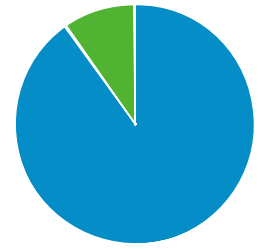
■ Health Care Insurance
■ Health Care Services
■ Health Care Supplies And Equipment



	\$ PER HOUSEHOLD	TOTAL \$000'S
Totals:	\$4,304	\$970,422
Health Care Insurance	\$2,410	\$543,293
Health Care Services	\$854	\$192,700
Health Care Supplies And Equipment	\$1,039	\$234,430

Miscellaneous Expenses (2016)

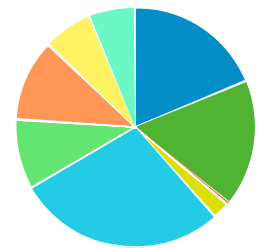
■ Cigarettes
■ Other Tobacco Products



	\$ PER HOUSEHOLD	TOTAL \$000'S
Totals:	\$358	\$84,557
Cigarettes	\$322	\$76,093
Other Tobacco Products	\$35	\$8,464

Transportation (2021)

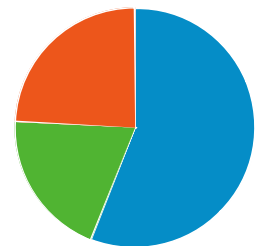
■ New Vehicle Purchase
■ Used Vehicle Purchase
■ Motorcycles (New And Used)
■ Vehicle Finance Charges
■ Gasoline And Oil
■ Vehicle Repair And Maintenance
■ Vehicle Insurance
■ Public Transportation
■ Other Transportation Costs



	\$ PER HOUSEHOLD	TOTAL \$000'S
Totals:	\$11,036	\$2,604,896
New Vehicle Purchase	\$2,065	\$487,478
Used Vehicle Purchase	\$1,877	\$443,189
Motorcycles (New And Used)	\$45	\$10,738
Vehicle Finance Charges	\$251	\$59,298
Gasoline And Oil	\$3,107	\$733,357
Vehicle Repair And Maintenance	\$1,044	\$246,636
Vehicle Insurance	\$1,227	\$289,611
Public Transportation	\$722	\$170,506
Other Transportation Costs	\$695	\$164,084

Health Care (2021)

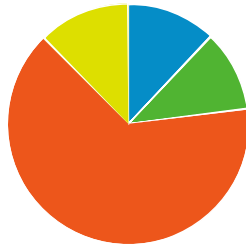
■ Health Care Insurance
■ Health Care Services
■ Health Care Supplies And Equipment



	\$ PER HOUSEHOLD	TOTAL \$000'S
Totals:	\$4,673	\$1,103,097
Health Care Insurance	\$2,616	\$617,541
Health Care Services	\$927	\$218,807
Health Care Supplies And Equipment	\$1,130	\$266,750

Miscellaneous Expenses (2021)

- Legal And Accounting
- Funeral And Cemetery
- Finance Charges Excluding Mortgage And Vehicle
- Other Miscellaneous Expenses



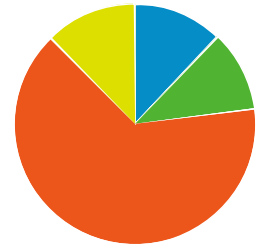
	\$ PER HOUSEHOLD	TOTAL \$000'S
Totals:	\$782	\$176,291
Legal And Accounting	\$94	\$21,268
Funeral And Cemetery	\$86	\$19,450
Finance Charges Excluding Mortgage And Vehicle	\$504	\$113,675
Other Miscellaneous Expenses	\$97	\$21,899

Personal Insurance (2016)		
	\$ PER HOUSEHOLD	TOTAL \$000'S
	\$379	\$85,451

Contributions (2016)		
	\$ PER HOUSEHOLD	TOTAL \$000'S
	\$2,194	\$494,680

Retail Potential (2016)		
	\$ PER HOUSEHOLD	TOTAL \$000'S
New Car Dealers	\$3,667	\$826,724
User Car Dealers	\$219	\$49,466
Recreational Vehicle Dealers	\$11	\$2,535
Motorcycle and Boat Dealers	\$157	\$35,461
Auto Parts and Accessories	\$567	\$127,990
Tire Dealers	\$258	\$58,322
Furniture Stores	\$352	\$79,510
Floor Covering Stores	\$126	\$28,532
Other Home Furnishing Stores	\$118	\$26,691
Appliances and Electronics Stores	\$823	\$185,653
Computer Stores	\$1,466	\$330,510
Camera and Photography Stores	\$95	\$21,471
Hardware Stores	\$193	\$43,563
Paint and Wallpaper Stores	\$17	\$3,984
Home Centers	\$428	\$96,584
Other Building Materials Stores	\$515	\$116,293
Outdoor Power Equipment Stores	\$16	\$3,632
Nursery and Garden Stores	\$128	\$29,041
Grocery Stores	\$6,005	\$1,353,806
Convenience Stores	\$254	\$57,341
Meat Markets	\$61	\$13,887
Fish and Seafood Markets	\$14	\$3,271
Fruit and Vegetable Markets	\$29	\$6,546
Other Specialty Food Markets	\$45	\$10,229
Liquor Stores	\$140	\$31,664
Pharmacy and Drug Stores	\$1,260	\$284,106
Costmetics and Beauty Stores	\$53	\$12,136
Optical Goods Stores	\$129	\$29,215

- Legal And Accounting
- Funeral And Cemetery
- Finance Charges Excluding Mortgage And Vehicle
- Other Miscellaneous Expenses



	\$ PER HOUSEHOLD	TOTAL \$000'S
Totals:	\$856	\$202,270
Legal And Accounting	\$103	\$24,410
Funeral And Cemetery	\$94	\$22,389
Finance Charges Excluding Mortgage And Vehicle	\$552	\$130,351
Other Miscellaneous Expenses	\$106	\$25,119

Personal Insurance (2021)		
	\$ PER HOUSEHOLD	TOTAL \$000'S
	\$431	\$101,800

Contributions (2021)		
	\$ PER HOUSEHOLD	TOTAL \$000'S
	\$2,535	\$598,529

Source: Applied Geographic Solutions, 2016

Other Health and Personal Care Stores	\$102	\$23,050
Gasoline Stations with Convenience Stores	\$955	\$215,294
Gasoline Stations without Convenience Stores	\$157	\$35,451
Men's Clothing Stores	\$52	\$11,889
Women's Clothing Stores	\$168	\$38,000
Childrens' and Infant's Clothing Stores	\$94	\$21,284
Family Clothing Stores	\$355	\$80,150
Clothing Accessory Stores	\$18	\$4,243
Other Apparel Stores	\$42	\$9,533
Shoe Stores	\$117	\$26,424
Jewelry Stores	\$224	\$50,600
Luggage Stores	\$209	\$47,258
Sporting Goods Stores	\$158	\$35,764
Hobby, Toy, and Game Stores	\$47	\$10,648
Sewing and Needlecraft Stores	\$17	\$4,007
Musical Instrument Stores	\$37	\$8,520
Book Stores	\$338	\$76,335
Record,Tape,and CD Stores	\$89	\$20,166
Department Stores	\$2,805	\$632,450
Warehouse Superstores	\$1,208	\$272,493
Other General Merchandise Stores	\$336	\$75,888
Florists	\$27	\$6,154
Office and Stationary Stores	\$253	\$57,230
Gift and Souvenir Stores	\$82	\$18,553
Used Merchandise Stores	\$54	\$12,228
Pet and Pet Supply Stores	\$111	\$25,085
Art Dealers	\$10	\$2,330
Mobile Home Dealers	\$0	\$128
Other Miscellaneous Retail Stores	\$111	\$25,056
Mail Order and Catalog Stores	\$2,029	\$457,587
Vending Machines	\$87	\$19,794
Fuel Dealers	\$361	\$81,532
Other Direct Selling Establishments	\$181	\$40,999
Hotels and Other Travel Accomodations	\$134	\$30,402
RV Parks	\$2	\$489
Rooming and Boarding Houses	\$1	\$231
Full Service Restaurants	\$907	\$204,496
Limited Service Restaurants	\$900	\$202,980
Special Food Services and Catering	\$151	\$34,095
Drinking Places	\$81	\$18,380

