


# ACCENTS WOODTONES

EXCLUSIVELY WITH C.H.I. OVERHEAD DOORS







Stamped Carriage Long shown in accents woodtones dark oak with optional madison windows and tinted glass.

Cover and photo above courtesy of Bowers Construction.



Skyline Flush shown in accents woodtones mahogany with optional stacked plain windows and frosted glass.

## The Finest in Woodtone Garage Doors

At C.H.I. Overhead Doors, we believe garage doors should demonstrate both durability and class. Our Accents Woodtones garage doors are meticulously designed and manufactured using full color digital imaging and insulated steel to create the highest quality, most realistic woodtone doors available. Utilizing groundbreaking advances in design and technology, each Accents Woodtones garage door is as colorful and authentic as real wood.



Walnut

Driftwood

Mahogany

Cedar

Dark Oak

Natural Oak

Carbon Oak



Planks shown in accents woodtones natural oak with optional stacked plain windows and tinted glass.

### Perfecting the art of nature.

Every board, right down to the last detail, has been skillfully captured, then built, to create a non-repeating woodgrain pattern that reflects the true appeal of a real wood garage door that never fails to impress.



Stamped Carriage Long shown in accents woodtones cedar with optional madison windows and plain glass.






Photo supplied by Bowers Construction

## PLANKS

Shoreline offers the classic appearance and texture of real wood overlay doors without recurring maintenance.

### WOODTONES OPTIONS<sup>1</sup>



### STYLE TYPE



Overlay Carriage House

## STAMPED SHAKER


Clean, simple lines and a minimalist design characterize our line of stamped shaker garage doors.

### STYLE TYPE



Stamped Shaker

### WOODTONES OPTIONS<sup>1</sup>



## SKYLINE FLUSH

Elevate your home's style with crisp, clean lines and a geometric silhouette.

### STYLE TYPE



Flush

### WOODTONES OPTIONS<sup>1</sup>



## RAISED PANEL

Add depth to your garage door with C.H.I.'s raised panel design, available in both short and long panel options.

### STYLE TYPE




Short Panel



Long Panel

### WOODTONES OPTIONS<sup>1</sup>



## OVERLAY CARRIAGE HOUSE SHORELINE


Shoreline offers the classic appearance and texture of real wood overlay doors without recurring maintenance.

### STYLE TYPE



Overlay Carriage House

### WOODTONES OPTIONS<sup>1</sup>



## STAMPED CARRIAGE HOUSE

Rustic craftsmanship brings unparalleled warmth and individuality to our line of carriage house style garage doors.

### STYLE TYPE



Short Panel



Long Panel

### WOODTONES OPTIONS<sup>1</sup>



## FLUSH CARRIAGE HOUSE


A unique blend of light and shadow, these one-dimensional doors are the perfect complement to carriage house applications.

### STYLE TYPE



Flush Carriage House










### WOODTONES OPTIONS<sup>1</sup>





# Model Comparison Chart


BETTER			BEST		
Section Construction			2" Thick - 2-Sided Steel		
Section Material			27 <sup>2</sup> Ga. Steel		
Insulation Type			Polystyrene		
R-value			R-17.54		

Panel Style / Model Number <sup>3</sup>											
 <b>2283</b> Short Raised Panel										<b>2216</b>	
 <b>4283</b> Long Raised Panel										<b>4216</b>	
 <b>5283</b> Stamped Carriage Short									<b>5216</b>		
 <b>5983</b> Stamped Carriage Long									<b>5916</b>		
 <b>2583</b> Stamped Shaker									<b>2518</b>		
 <b>2327 2347 2357</b> Planks											<b>2328 2348 2358</b>
 <b>2127 2147 2157</b> Skyline Flush											<b>2128 2148 2158</b>
 <b>5602</b> Overlay Carriage Shoreline											
 <b>5217</b> Flush Carriage House											

Accents Woodtones <sup>1</sup>											
Walnut	•	•	•	•	•	•	•	•	•	•	•
Driftwood	•	•	•	•	•	•	•	•	•	•	•
Mahogany	•	•	•	•	•	•	•	•	•	•	•
Cedar	•	•	•	•	•	•	•	•	•	•	•
Dark Oak	•	•	•	•	•	•	•	•	•	•	•
Natural Oak	•	•	•	•	•	•	•	•	•	•	•
Carbon Oak	•	•	•	•	•	•	•	•	•	•	•

<sup>1</sup> Refer to your local C.H.I. Dealer for exact woodtones match. <sup>2</sup> Lower steel gauge [ga.] number indicates stronger steel. <sup>3</sup> Model number indicates window style.

## ACCENTS WOODTONES<sup>1</sup>



Walnut      Driftwood      Mahogany      Cedar      Dark Oak      Natural Oak      Carbon Oak

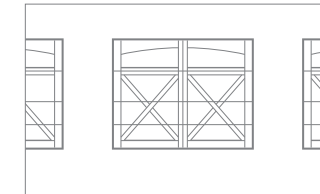
**WANT TO SEE MORE?**  
Visit [chiohd.com/accents](http://chiohd.com/accents)

# Personalizing Options Not all options shown are available with every style.

We offer a variety of personalizing options to help your home stand out in your neighborhood. After choosing a door style and woodtone, add designer glass, window inserts, or hardware to dramatically change the overall look of your door and add to your home's appeal.

For all options, see Residential Product Guide.

## CARRIAGE HOUSE DESIGNS



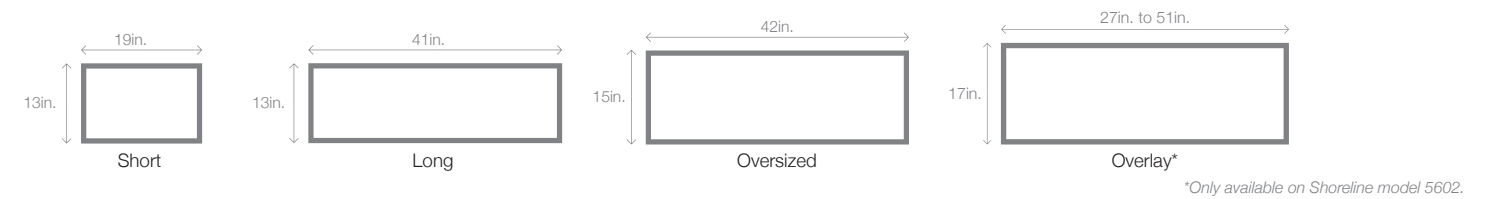
**Model 5602.** 24 designs that give a classic appearance and texture of real wood overlay doors.  
**Model 5217.** 15 Designs that mimic overlay designs but in a completely smooth surface

## EXTERIOR HARDWARE



Complement your door with exterior hardware options. Available in a variety of designs in both standard and magnetic attachments.

## WINDOWS Model number indicates window style.



## GLASS




Let a little light in your garage and add value to your home with a multitude of choices in both non-insulated and insulated glass.

## DESIGNER GLASS



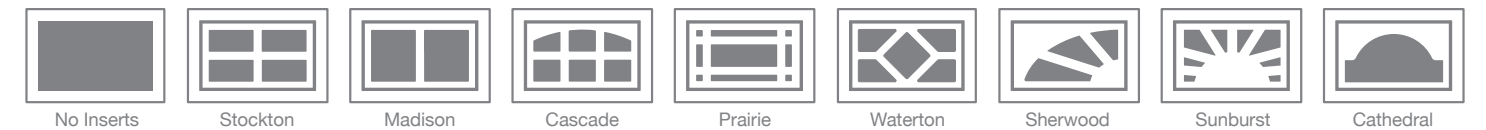
Bring life to your garage door with a wide selection of designer glass options. Available in short, long, and oversized windows.

## GLASS



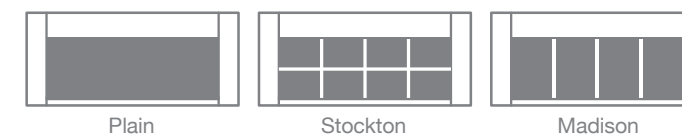
## WINDOW INSERTS

A variety of inserts are available for short, long, and oversized windows and can be added to any of the glass options to add style to your garage door facade.



## OVERLAY WINDOW DESIGNS

A variety of overlay window designs are available and can be added to any of the glass options to add style to your overlay garage door facade.



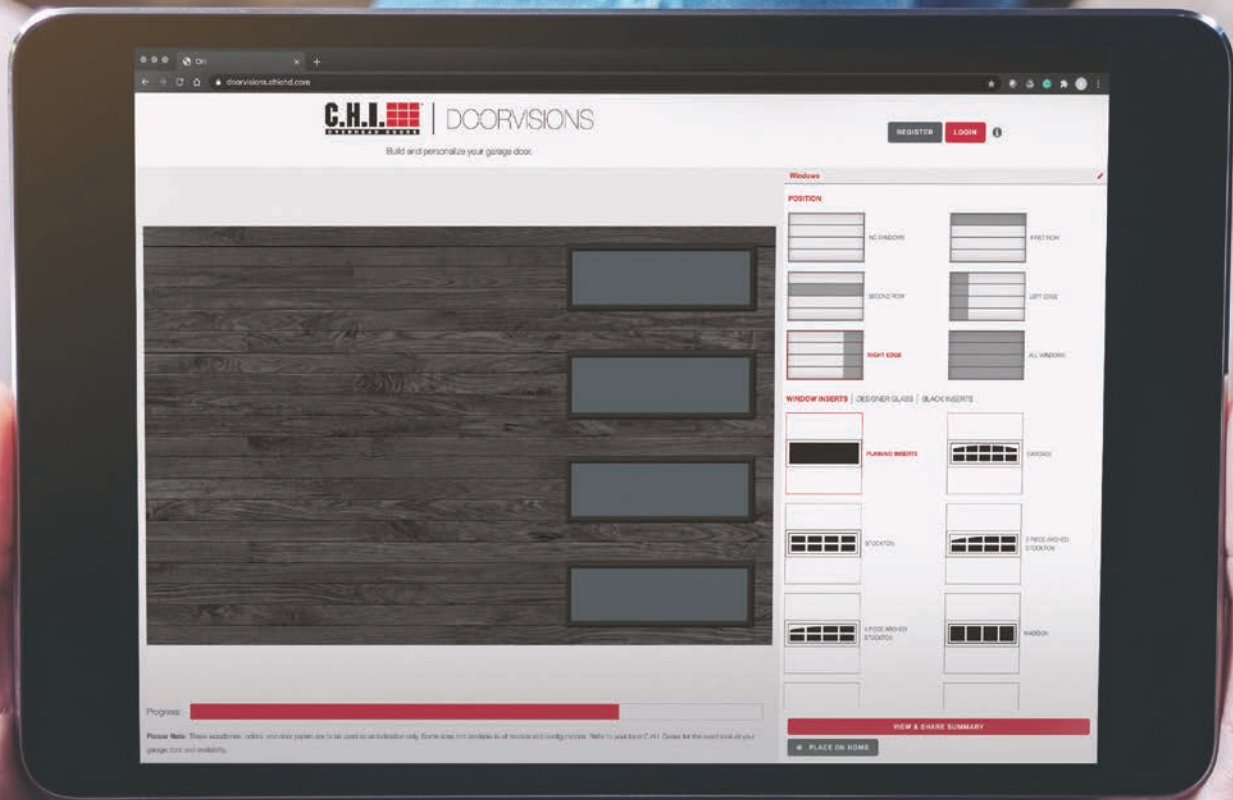
Part of owning a C.H.I. garage door is knowing that you can rely on the industry's best warranty. To maintain proper operation, an annual service inspection by a C.H.I. Dealer is encouraged.  
Learn more at [chiohd.com/warranty](http://chiohd.com/warranty)





# DOORVISIONS

*Bring your vision to life.*



C.H.I. DEALERS

## A BETTER BUYING EXPERIENCE

All C.H.I. doors, replacement parts, and accessories are sold only through our network of C.H.I. dealers: dedicated professionals who install and service our doors with the same quality and workmanship we use to manufacture them.

chiohd.com | 1485 Sunrise Drive | Arthur, IL 61911 | USA

Your Local Garage Door Professional