



3216

THERMALLY-BROKEN INSULATED STEEL SANDWICH DOOR

08 36 13/CHI
IECC® COMPLIANT

www.chiohd.com

C.H.I. OVERHEAD DOORS



9' x 7' 3216 white with optional 24" x 12" windows

This model also available in



DURABLE. THERMALLY-BROKEN.



SPECIFICATIONS, OPTIONAL FEATURES AND ACCESSORIES



END STILES

White painted end stiles are 4" or 8" wide to accommodate double or single-end hinges



SPRINGS

Torsion springs are helicly wound with stress relieved, oil-tempered wire

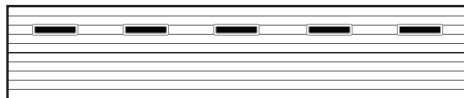


LOGOS

Showcase your brand with this unique and customized door

OPTIONAL WINDOW DESIGNS

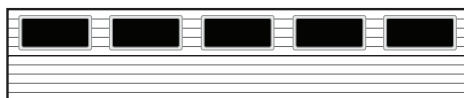
24" SECTION HEIGHT



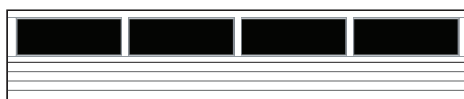
24" x 6"



24" x 12"



34" x 16"



FULL-VIEW



WHITE

ALMOND

SANDSTONE

BROWN

GRAY


BLACK

COLOR SELECTION

Note: Refer to samples at your local C.H.I. Dealer for exact color match.



Wind chamber tested to ensure wind-load resistance, the C.H.I. Windbreaker Series and iSeries doors provide enhanced defense against the elements.



IECC® COMPLIANT

C.H.I. Overhead Door Model 3216 meets the IECC® requirements for maximum U-Factor of operable fenestrations (2015 Section C402.4) with a 3rd party certified tested value of less than 0.37, and also meets the ASHRAE 90.1 and IECC® requirement for maximum air leakage for fenestration assemblies (2015 Section C402.5.2 Garage doors) with a 3rd party certified tested value of less than 0.40.

DOOR CONSTRUCTION

This Model utilizes 26-gauge exterior and 27-gauge interior steel skins injected with CFC free urethane insulation. The thermally-broken tongue and groove section joint includes a continuous weather seal offering exceptional protection from the elements.

Model 3216 R-value* - 17.54



FEATURES

26-GAUGE MODEL 3216, Thermally-Broken Insulated Steel Back

SECTIONS

- Sections are 2" thick
- Sections include a thermal break to eliminate thermal convection
- Outside skin features horizontal micro-grooves
- Concealed steel back-up plates run from top to bottom of each section for secure hardware attachment
- Bottom "U" type astragal is a standard feature
- Available with Accents Logo

TRACKS

- Tracks are 2" or 3", as specified
- Available in bracket mount, angle mount, clip angle mount, 12" radius, 15" radius, high lift, vertical lift, roof pitch, or dual track low headroom

HARDWARE

- Package includes 14 gauge or 11 gauge hinges, as specified
- 2" or 3" short-stem or long-stem ball bearing rollers
- Heavy duty adjustable top roller brackets

SPRINGS

- Torsion springs are helicly wound with stress relieved, oil-tempered wire
- Springs are individually calibrated per door
- Counter-balance torsion shafts are galvanized for rust resistance

INSULATION TYPE

- Foamed in place CFC free polyurethane core
- R-value - 17.54

VISIT YOUR DOOR PROFESSIONAL AT:

C.H.I. Overhead Doors are manufactured in Arthur, Illinois, USA.



*R-value testing is in accordance with ASTM C518 standards.

All information presented is based on the specifications and features available at the time of printing and is subject to change without notice.