



Shown in sandstone.

SPECIFICATIONS

Insulation Type

1-13/16" Polystyrene



R-value

R-10.29

Backing

Steel

Construction Type

Medium Duty

Wind Load

Non Impact and Impact Rated

Warranty

Limited Lifetime on sections
3 Years on Springs
6 Years on Hardware


Extended Coverage

Appearance and Lifetime Package

Your Local Garage Door Professional

2284 FLUSH PANEL

COLORS¹



C.H.I. CUSTOM COLOR MATCHING¹

¹ Refer to your local C.H.I. Dealer for exact color match.

WINDOW INSERTS

Short Panel



No Inserts



Cathedral



Stockton



2-4 Piece Sunburst



Cascade



8 Piece Sunburst



Prairie



7 Piece Sunburst



Waterton



6 Piece Sunburst



Sherwood




5 Piece Sunburst

GLASS




Plain

Frosted



Tinted


Obscure



Glue Chip

Plain is available as polycarbonate.

DESIGNER GLASS



Hawthorne

Somerset

Hampton

Newport

Temple

Florence

Hawthorne and Somerset shown in platinum leading and is also available in brass leading.

EXTERIOR HARDWARE

Permanent



Spade



Wrought Iron



Barcelona 1



Barcelona 2

Magnetic



Spade



Ashford



Clavos