

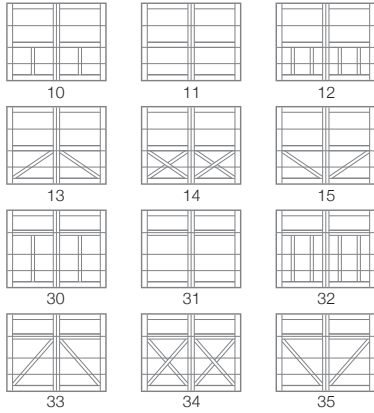
5700 OVERLAY CARRIAGE HOUSE WOOD

PERSONALIZING OPTIONS

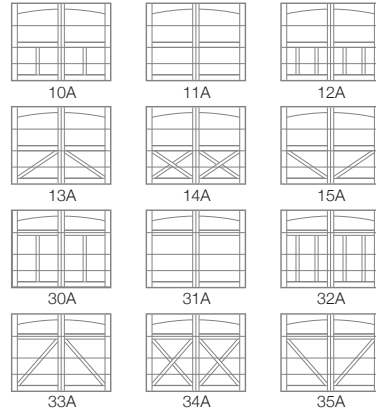
GOOD / BETTER / BEST

CARRIAGE HOUSE DESIGNS

Square Tops



Arched Tops



WOOD¹

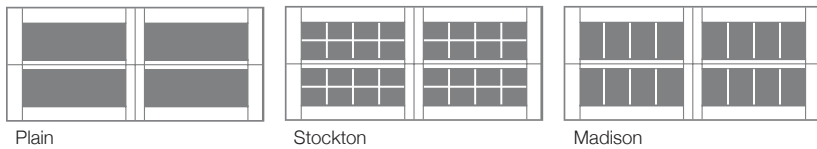


Cedar

Mahogany

WINDOW DESIGNS

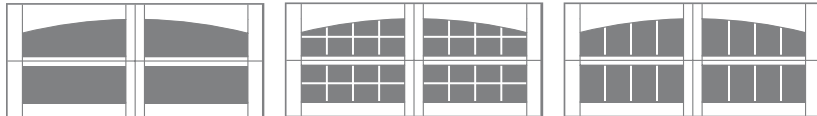
Double Row



Plain

Stockton

Madison



Arched Plain

Arched Stockton

Arched Madison

Single Row



Plain

Stockton

Madison




Arched Plain

Arched Stockton

Arched Madison

GLASS



Plain

Tinted


Obscure

Glue Chip

Seeded

Faux

EXTERIOR HARDWARE



Spade

Wrought Iron

Barcelona 1

Barcelona 2



Specifications

Panel Style	Overlay
Overlay Material	Western Red Cedar or Fijian Mahogany
Section Construction	2-3/4" Thick - 2-Sided Steel
Section Material	Heavy Duty / 27 ² Ga. Steel
Insulation Type	1-7/8" Polyurethane
R-value / Thermal Performance	R-18.03
Window Style²	Square or Arched
Glass	Insulated
FBC Wind Load⁴	Non-Impact and Impact Rated
TDI Wind Load⁴	Impact Rated Only
Warranty	Limited Lifetime on Sections 3 Years on Overlays 3 Years on Springs 6 Years on Hardware

¹ Refer to your local C.H.I. Dealer for exact wood type match. ² Lower steel gauge [ga.] number indicates stronger steel. ³ Model number indicates design and window style. ⁴ Ask your local C.H.I. Dealer about our full line of wind load rated doors.

Your Local Garage Door Professional