




Shown in black.

SPECIFICATIONS

Insulation Type

1-7/8" Polyurethane



R-value R-17.19

Backing Steel

Construction Type Heavy Duty

Wind Load Non Impact and Impact Rated


Warranty Limited Lifetime on sections
3 Years on Springs
6 Years on Hardware

Extended Coverage Appearance and Lifetime Package

Your Local Garage Door Professional

4217 FLUSH PANEL

COLORS¹




C.H.I. CUSTOM COLOR MATCHING¹


¹ Refer to your local C.H.I. Dealer for exact color match.

WINDOW INSERTS

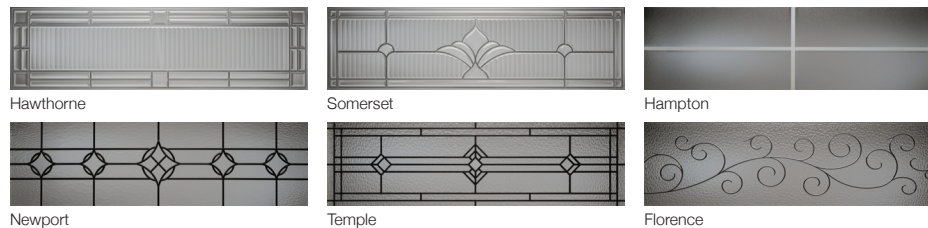
Long Panel



GLASS



DESIGNER GLASS



Hawthorne and Somerset shown in platinum leading and is also available in brass leading.

EXTERIOR HARDWARE

Permanent



Spade



Wrought Iron



Barcelona 1



Barcelona 2

Magnetic



Spade



Ashford



Clavos