



Getting Started with ClientLink

Discover the Future of Builder-Client Collaboration

What Is ClientLink?

ClientLink is a revolutionary new way to keep up-to-date with your construction projects. You can communicate directly with your builder, view the latest project photos and files, approve change orders, view selections, and much more. Miscommunications will be a thing of the past, ensuring your projects stay on course and on time.



Your ClientLink™ Account Includes:



Project Overview

See the most up-to-date activity going on in your project, including upcoming events, meetings, deadlines and more.



Messaging

Keep the dialog going with easy-to-use messaging. You can even attach files and photos to your messages, making miscommunication a thing of the past.



Project Files

You can download and upload any project documents and files here. There's also a private area for files only you and your builder can see.



Project Photos

See the latest progress going on in your project with easy to navigate photostreams and galleries.



Calendars

You'll always know what's coming up with powerful project calendars, including Day, Week, and Month views.



Change Orders

Quickly review and approve change orders. You can also view a summary of any added time and cost.



Selections

Take your pick with selections. View big, bold images, see product descriptions, added costs, recommended vendors and more.



Mobile App Access

Access your projects' details anywhere, anytime from your phone with the easy-to-use ClientLink app for iOS and Android devices.

How to Access Your ClientLink™ Account (Desktop):

- 1 You'll receive an email invitation from your builder.
Click the link in the email to go to your builder's login page.
- 2 Enter your email address and password to login.
If you are already a ConstructionOnline user, you will enter your existing password.

A project login has been created for you for the **Blount Residence** project.
Once you've logged in, you'll be able to view the latest project activity, photos, milestones

Blount Residence
17993 Lem Turner Road
Jacksonville, FL 32218

[View Project](#)

Password: 1234

Client Login

Email


Password

[Forgot your password?](#) [Login](#)

- 3 The overview page will be displayed. You can see the latest project activity here, or go to different project areas by clicking the navigation links at the top.

Smith Residence

Overview Team Files Photos Financials Communication Calendars & Schedules



Quick Links

Client Selections

SELECTION OVERAGE
\$ 698.00

Change Orders

NO CHANGE ORDERS
...

Messages

TOTAL MESSAGES
1

Schedule

TOTAL DURATION
92 workdays

Latest Updates

0 Project Messages

1 Change Orders

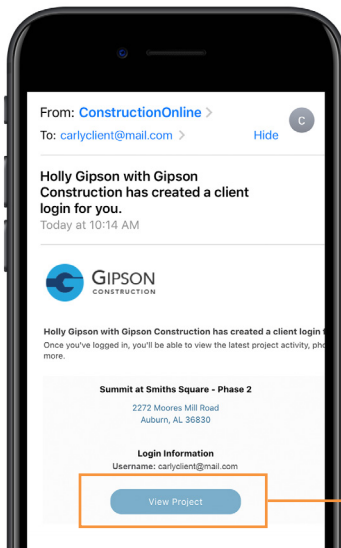
3 Client Selections

This Week | Next Two Weeks [View Project Calendar](#)

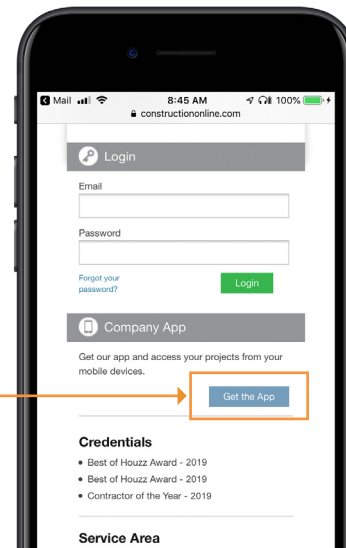
SUN	MON	TUE	WED	THU	FRI	SAT
17	18	19	20	21	22	23
Drywall Labor			Cabinetry			
			Interior Trim Labor			
			Interior Doors			
			Interior Trim ...			

How to Access Your ClientLink™ Account (Mobile):

- 1 Open the email invitation from your builder using your phone's email application.



- 2 Go to the Company App area and click the "Get the App" button.



- 3 Follow the instructions to add the company app to your homescreen.



- 4 Log into the app, using the credentials found in the invite email.

