

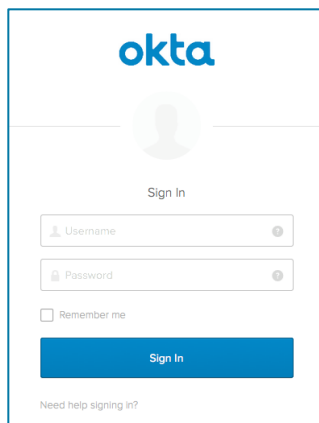
# Authenticating to Okta Using Okta SMS Authentication

Multifactor authentication (MFA) provides an additional layer of security for your applications by adding another factor to the sign on process.

This describes how to sign on to Okta using **SMS** as the second factor.

## 1. Signing on to Okta Using SMS Authentication

In the Address bar, type the name of your company Okta organization. For example: **abcompany.okta.com**



The image shows the Okta Sign In page. At the top is the Okta logo. Below it is a "Sign In" heading. There are three input fields: "Username", "Password", and "Remember me" (with a checkbox). A blue "Sign In" button is at the bottom. A link "Need help signing in?" is at the very bottom.

## 2. Sign In

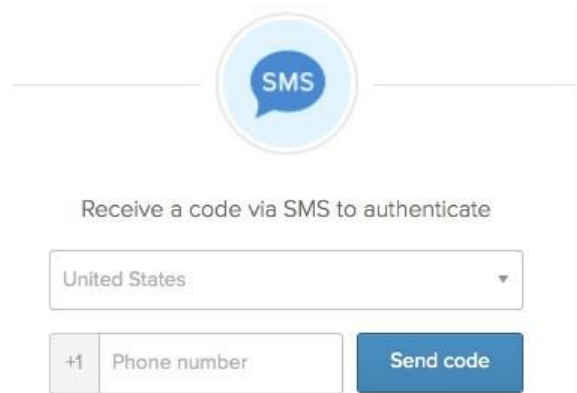
Type your company issued credentials and click **Sign In**. On the **Set up multifactor authentication** screen, click **Setup**.



The image shows the "Set up multifactor authentication" screen. It has a heading "Set up multifactor authentication" and a message: "Your company requires multifactor authentication to add an additional layer of security when signing into your Okta account". Below the message is a blue button with the Okta logo and the text "SMS Authentication".

## 3. Provide Your Phone Number

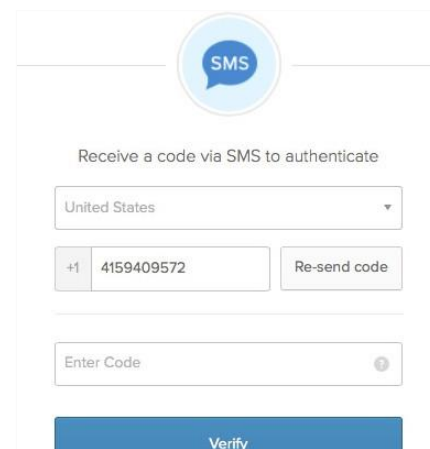
On the **SMS** screen, type your phone number.



The image shows the SMS screen. At the top is a blue circle with "SMS" inside. Below it is the heading "Receive a code via SMS to authenticate". There is a dropdown menu for "United States". Below that is a text input field for the phone number, with a "+1" icon on the left and a "Send code" button on the right.

## 4. Code Verification

Click **Send code**. Type the SMS code received to your mobile device, into the **Receive a code via SMS to authenticate** screen on your computer and click **Verify**.



The image shows the SMS screen for code verification. At the top is a blue circle with "SMS" inside. Below it is the heading "Receive a code via SMS to authenticate". There is a dropdown menu for "United States". Below that is a text input field for the phone number, with a "+1" icon on the left and a "Re-send code" button on the right. Below the phone number field is a text input field for the "Enter Code". At the bottom is a blue "Verify" button.

## About Okta

Okta is the foundation for secure connections between people and technology. By harnessing the power of the cloud, Okta allows people to access applications on any device at any time, while still enforcing strong security protections. It integrates directly with an organization's existing directories and identity systems, as well as 4,000+ applications.

Because Okta runs on an integrated platform, organizations can implement the service quickly at large scale and low total cost.

Thousands of customers, including Adobe, Allergan, Chiquita, LinkedIn, and Western Union, trust Okta to help their organizations work faster, boost revenue, and stay secure.