

# 9 NEW WAYS TO USE VIDEO IN YOUR SCHOOL



## COACHING AND TEACHER EVALUATION

Video can be used to create a positive professional learning environment

### Collaboration & Growth

Videos can be shared with coaches or administrators for...

- ✓ **Feedback**
- ✓ **Improvement**
- ✓ **Evaluation**

**42% of teachers** noticed behaviors that were otherwise unseen "quite often" or "extremely often"




*"Teachers believed using video for observations resulted in evaluations which were fairer. Both teachers and administrators reported that post-observation discussions were less defensive and adversarial."*

- The Best Foot Forward Project

**TIP:** Watch yourself teaching for structured self-reflection! Find a guide to analyze your own videos [here](#).

## PROFESSIONAL LEARNING

Teachers in Kansas use video to model true **"exemplar"** lessons and share to create best practices!



say video is helpful in identifying areas for improvement

## DISTANCE LEARNING AND VIRTUAL COACHING

Give coaches a **live look** into the classroom and the ability to provide in-the-moment feedback.



Coaches spend more time observing and less time on paperwork.



**84% of administrators** report that the availability of the video allowed them to do their observations during quieter times of the day or week

## FLIPPED CLASSROOMS



**Share recorded lessons** with students to use outside the classroom!



**67% of teachers** reported increased test scores using a flipped model

## EVIDENCE OF STUDENT LEARNING

Capture teacher-student interactions so the evaluators never miss the **"ah-ha"** moment.

Video shows organic student engagement and serves as proof that students are learning according to standards.




**"This is what active learning looks like!"**



## STUDENT GROWTH AND IMPROVEMENT

**"When I say your child disengages in class, here is what I mean."**



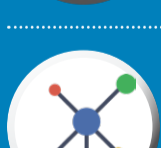
- ✓ Show parents how their child can grow and improve in the classroom.

- ✓ Record student presentations then discuss ways to improve public speaking skills.

## PARENTS AND COMMUNITY



Strengthen the relationship between schools and the outside community.



Use social media to share videos with parents and the community. They'll love to see their kids in action!




Share with parents to show them what their student is working on and capture breakthrough learning moments.

## SAFETY AND ANTI-BULLYING

Provide hard evidence of bullying eliminating any ambiguity of a threatening situation.

Bullying captured on video can be used as a tremendous anti-bullying tool.



**One out of ten teachers** report that students behave differently when a camera is present.



## SUBMITTAL FOR AWARDS AND GRANTS

Nearly all grants require some evidence of what your classroom looks like, so give them a tour and send a video!



Let your personality shine...

**SHOW** them your classroom

**TELL** them about you and your students.