

## 5.8 GHz Outdoor Wireless Ethernet Radios up to 300 Mbps




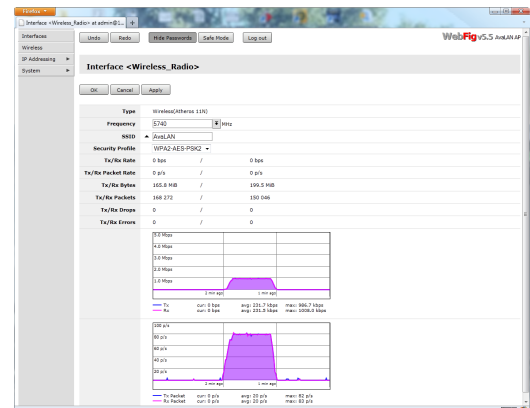
These products allow you to build line-of-sight, point-to-point or point-to-multipoint wireless Ethernet connections that link “fringe” IP devices, such as video surveillance cameras or other devices needing robust and secure high data rates.

The radios are packaged in rugged and weatherproof diecast aluminum enclosures and are available in both directional and omnidirectional antenna configurations. Utilizing MIMO (multiple input, multiple output) technology, the AW58300 product line achieves very high data rate through a combination of multiple spatial streams and higher level OFDM modulation. The AW58300HTS/AW58300HTP-PAIR directional flat panel antenna provides dual polarized 23dBi gain units and is intended to serve in point-to-point bridge configurations or as a subscriber unit in point-to-multipoint connections. The AW58300HTA omnidirectional unit provides two 9 dBi gain antennas and is designed to serve as the common access point in point-to-multipoint applications.

## Features

- **NEW:** Maximum legal transmit power - 1 Watt
- **NEW:** LEDs showing signal quality, Ethernet link, network activity and power
- **NEW:** Built in lightning arrestors
- Line-of-sight range up to 30 miles for AW58300HTP-PAIR, 5 miles for HTA/HTS point-to-point configuration
- Up to 180 Mbps Ethernet data rate to support high resolution cameras
- Data Security provided by 256 AES encryption
- Browser interface for easy configuration and link status monitoring
- Rugged outdoor enclosure meets IP66 Standard


Screen Capture:  
Web Browser-based  
Management Tools



Application Example:

Point-to-multipoint wireless system transmitting line-of-sight Ethernet video data across an industrial plant

## Example System Diagram



## Technical specifications

CHARACTERISTIC	SPECIFICATION/DESCRIPTION
RF transmission rate	300 Mbps
Ethernet data rate	Up to 180 Mbps
Output power AW58100HTA Access Point	4 watts EIRP with 9 dBi omnidirectional antenna
Output power AW58100HTS Subscriber Unit	4 watts EIRP with 23 dBi directional antenna
Output power AW58100HTP-PAIR Bridge (each unit)	200 watts EIRP with 23 dBi directional antennas
Power Consumption	10 watts
Receiver Sensitivity	-115 dBm for HTS and HTP configurations, -101 dBm for the HTA
Frequency Range	5.725 - 5.850 GHz and 5.150-5.250 GHz
Channel Bandwidth	40 MHz
RF channels	2 Non-Overlapping with 40 MHz Channel Bandwidth
Modulation	OFDM (BPSK, QPSK, 16-QAM, 64-QAM)
Range	Line-of-sight range up to 30 miles for AW58100HTP-PAIR Bridge, 5 miles for HTA/HTS point-to-point
Browser Management Tools	QoS Statistics, Network Settings, Channel Selection
Data Security	WPA2-PSK-AES, 256-bit
Operating Environment	-40°C to +70°C, sealed for outdoor operation: die cast aluminum package with rubber gasket seals
Mounting	Heavy Duty Pole-Mount Bracket included
Connector	10/100/1000 base T Ethernet RJ-45 with weatherproof sealing gland
Power System	Power Over Ethernet 18 VDC Injectors included: 100-240 VAC 50/60Hz primary source
AW58100HTA Antennas	Omnidirectional, 9 dBi gain in horizontal plane, 16" long
AW58100HTA Size	8.75" Square by 3.25" case plus 16" tall antenna, weight 7 lbs
AW58100HTS, HTP Antenna	Integrated 23 dBi flat panel, 13" square, 3 dB Beamwidth 10°
AW58100HTS, HTP Size	13" by 13" by 3.25", not including pole-mount bracket, weight 7 lbs
Warranty	1 Year Parts & Labor, XTRa-Care Extended Warranty 2 Year Extension available
Certification	FCC, IC

## Ordering Information

AW58300HTA	AW58300HTS	AW58300HTP-PAIR
5.8 GHz Outdoor 300 Mbps Wireless Ethernet Access Point	5.8 GHz Outdoor 300 Mbps Wireless Ethernet Subscriber Unit	5.8 GHz Outdoor 300 Mbps Wireless Ethernet Bridge
Includes: (1) AW58300HTA Radio (1) Heavy Duty Pole-Mount Bracket (1) AW-POE-GIG Power Over Ethernet Injector (1) AW-18VPS Power Supply	Includes: (1) AW58300HTS Radio (1) Heavy Duty Pole-Mount Bracket (1) AW-POE-GIG Power Over Ethernet Injector (1) AW-18VPS Power Supply	Includes: (1) AW58300HTP-AP Access Point Radio (1) AW58300HTP-SU Subscriber Unit Radio (2) Heavy Duty Pole-Mount Brackets (2) AW-POE-GIG Power Over Ethernet Injectors (2) AW-18VPS Power Supplies

©2004 – 2014 AvaLAN Wireless Systems Incorporated. All rights reserved. AvaLAN Wireless and the AvaLAN Wireless logo are registered trademarks of AvaLAN Wireless Systems Incorporated. All other trademarks are property of their respective owners. AvaLAN Wireless makes no representations or warranties with respect to the accuracy, utility, or completeness of the contents of this publication and reserves the right to make changes to specifications and product descriptions at any time without notice. No license, express or implied, by estoppel or otherwise, to any patents or other intellectual property rights is granted by this document. Particular uses or applications may invalidate some of the specifications and/or product descriptions contained herein. The customer is urged to perform its own engineering review before deciding on a particular application. AvaLAN Wireless products are not designed for use in medical, life saving, or life sustaining applications.

01.24.2014