


Orbital cutting

A proper tube preparation is essential to produce a proper weld.

AXXAIR's orbital cutting machines feature stainless steel concentric jaws to prevent the deformation of the tubes, especially the one with thin walls, during clamping.

The perfect position of the tube within the machine also guaranty the perpendicularity of the cut as the saw travels around the tube and the consistency that perpendicularity cut after cut. The precision of our cutting machine allow a



perfect tube to tube alignment with the smallest gap possible, removing the need to facing the tube therefore saving a significant amount of time and money.

AXXAIR's orbital cutting machines are an indispensable tool for any automatic and orbital welding.

AXXAIR offers the largest orbital cutting range in the world !

11 different models to cut tubes from diameter 5 to 1100 mm !



FLEXIBILITY, PRODUCTIVITY



AXXAIR frames (except CC81, CC121ECO and 171ECO) are easily scalable for beveling and welding use.

QUALITY, GEOMETRIC PRECISION

Cutting with no tube distortion (multi-contacts concentric clamping) ideal for thin wall stainless steel tubes. Great perpendicularity (<0.25 mm) of the cut and superb surface finish (few burrs).

PORTABILITY

With the easy to remove sawing attachment, AXXAIR's cutting machines are easy to transport on site or move within a workshop.



Please do not hesitate to contact us for all enquiries relating to orbital cutting technology.

We are glad to share our decades long experience in orbital cutting and helping you to select the solution that fits your needs.



421 - 521 - 721 - 1100



No tube deformation

Concentric clamping



Basic and extra **stainless steel** jaws: no pollution of stainless steel tubes

Cutting precision

Perpendicular cuts
< 0.4 mm

Uptake


feature a dual blade position allowing to cut elbows or flanges with no wasting of tube.

Cutting quality

Rotation handle for controlled and continuous cutting speed

Reduced vibration and increased blade life


Optimised blade to jaw distance



Continuous use

Anti-twist cable with bearings. Protects the electric cable from damage resulting from rotation around the tube.

Easy handling and transportation



1200W motor or pneumatic motor (as required)

Cutting capacity:
Up to a wall thickness of 5 mm*

Opening capacity

421	ø212 - ø422 mm 8.625 - 16 "
521	ø312 - ø522 mm 12.75 - 20 "
721	ø447 - ø725 mm 18 - 28"
1100	ø711 - ø1016 mm 28 - 40 "

*depending on the type of steel

421 - 521 - 721 - 1100

Technical features:

- Fast motor:

120V or 230V, 1200W, electronic speed variator with cutting compensator

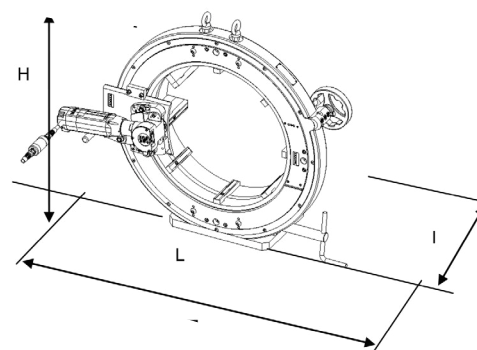

Vibration level according to EN 28662 norm : $<2.5\text{m/s}^2$, protection class : IP 20

Rotation speed (6 speed variations): from 95 RPM to 280 RPM

- Pneumatic motor:

60 to 110 rpm, air flow rate 1500 l/min at 6 bar

All motors are delivered in their individual case, including the necessary tools



	Product Code	Machine's jaw opening capacity in mm		Net weight	Dimensions (HxLxw in mm)
		With basic jaws	With extra jaws (included)		
120V 1200W fast motor	421FS19	Ø350 - Ø422	Ø212 - Ø352	186 kg	802x838x315
	521FS19	Ø450 - Ø522	Ø312 - Ø452	223 kg	905x889x315
	721FS19	Ø653 - Ø725	Ø447 - Ø654	256 kg	1104x1077x315
230V 1200W fast motor	421FS29	Ø350 - Ø422	Ø212 - Ø352	186 kg	802x838x315
	521FS29	Ø450 - Ø522	Ø312 - Ø452	223 kg	905x889x315
	721FS29	Ø653 - Ø725	Ø447 - Ø654	256 kg	1104x1077x315
Pneu- matic motor	421PD	Ø350 - Ø422	Ø212 - Ø352	186 kg	802x838x315
	521PD	Ø450 - Ø522	Ø312 - Ø452	223 kg	905x889x315
	721PD	Ø653 - Ø725	Ø447 - Ø654	256 kg	1104x1077x315
	1100	On demand			