

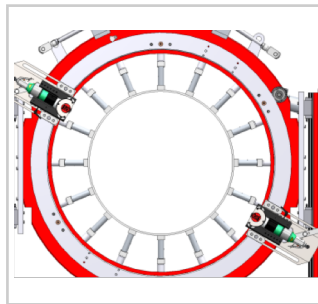
Ø711 - Ø1016 mm

Ø28 to Ø40


- Basic **stainless steel** jaws Ø 28"to 40"(Ø711 to Ø1016 mm)
- Cutting precision: perpendicular cuts < 0.4 mm
- **Weight:** 900 kg / 1984 lbs



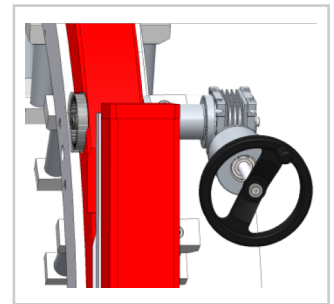
Machine height adjustment machine



Concentric clamping with **16 jaws in stainless steel**, standard, to eliminate distortion of thin tubes



Automatic pneumatic clamping



Rotation handle as standard: extends blade life and optimizes cutting quality

References	Motors	Accessories	Consumables
1100PD	<p>MOPD: pneumatic 60 to 110 rpm, air flow rate 1500 l/min at 6 bar</p> <p>All motors are delivered in their individual case, including the necessary tools</p>	On request	<p>LS6872 : 1 to 3 mm LS6844 : 2 to 7 mm LS8080: 1 to 3 mm LS8054: 2 to 7 mm LS8034 : 5 to 12 mm LS9038 : 5 to 15 mm</p> <p>LCA9028A : Carbide saw blades for carbon steel only thick. 4 to 15mm</p> <p>CCLUH: lubricant</p>

